



# U3A Intermediate Bridge 2023-24



While waiting for 10am – Week 1&2

## **Etiquette (part 1)**

*These statements may need to be modified if any player is disabled.*

The boards state who is dealer and who is vulnerable.

North is the table administrator who checks correct players, correct boards, completes table slips & travellers and positions the boards.

North and East always sit as north or east.

South and West always sit as south or west.

Do not take your cards until all players are at the table.

When you take your cards, count them face down to check for 13.

When you replace your cards, shuffle them first.

Always be polite and do not criticise your partner or opponents.


In the event of **any** issue, call for the director - do not resolve it yourselves.



# U3A Intermediate Bridge 2023-24



Week 1&2 Welcome



Steve Bailey

Some of this presentation was used for Week 1, however only half the group were present for that session. Therefore a revised repeat presentation is used for week 2.



# U3A Intermediate Bridge 2023-24



## Week 1&2 Introduction

I have been playing bridge, for around 15 years now, in a fairly lackadaisical way. I am NOT an expert at bridge, but I believe I can gather published experts' teachings and present them to you.

These sessions are very much about learning bridge, with **Duplicate Pairs** as the main thrust and **Duplicate Teams** a lesser aim. "Playing bridge" is incidental, though obviously we do it.

It does not cover Rubber bridge at all.

Most sessions will be a presentation - hopefully with questions and comments from you - followed by some set hands based on the week's theme.

Each presentation, along with the results of the set hands, will be uploaded to

[www.stocton.org/bridge.htm](http://www.stocton.org/bridge.htm)

over the weekend after each session.



# U3A Intermediate Bridge 2023-24



## Week 1&2 Introduction

In **Duplicate bridge**, all the hands are dealt before the start of the session and placed in **boards** to keep the hands intact.

**Duplicate Pairs:** The objective is to do better than other pairs holding the same hands. The scoring system for pairs is such that extra tricks "matter". Whether they are over tricks or "going down" by less than others. If {NS} get a "top" score, then {EW} get a "bottom" score and v.v.

**Duplicate Teams:** Two teams of 4 play the same deal. Your {NS} against their {EW} and your {EW} against their {NS}. The scoring is different here, derived from adding the results at the two tables. If both tables play identical contracts with the same result, then both teams will get zero. Here making your contract is the key and struggling for (risky) overtricks is not recommended. Bidding and making game is generally a good strategy.



# U3A Intermediate Bridge 2023-24



## Week 1&2 Introduction

The bridge system we will be using initially is **modern Basic acol** with **only a few** conventions before changing to **Benji acol** (formally "Benjaminised acol") with **several more** and altered conventions.

There are many bidding systems. Here is a list of a few you are likely to encounter:

**Acol (Basic)**

*Mostly taught in UK.*

**Acol (Benji)**

*Common in UK club play*

Standard American

*Common in the United States.*

Precision club

*Developed for Taiwan in 1969*

Two over one

*Played by robots on BBO.*



# U3A Intermediate Bridge 2023-24



## Week 1&2 Bidding systems

Wikipedia lists around 100 different systems. The following are the first alphabetically in the list until this page is full (**I have no idea what the majority of them are**):

*2/1 game forcing, 5-4-4-3 System, 5-5-4-2 System, 5-5-5-1 System, Aces Scientific, Acol, Alpha, Amsterdam Club, Bangkok Club, Baron, Betangina, Big Diamond, Bissell, Black Club, Blue Club, Bridge World Standard, CAB, Canapé, Canary Club, Carrot Club, Carrotti, Churchill Style, Cliff Yang, Colonial Acol, Crane, CS System, Culbertson, Delta, Dutch Spade, Eastern Scientific, EFOS, EHAA, Five Card Majors, Four Aces Team, French Club, Goren, HUM Systems, Hybrid Club, Icelandic Precision, Imperspicuity, Kamikaze Notrump, Kaplan–Sheinwold, Lea System, Leghorn Diamond, Little Major, Little Roman Club, Magic Diamond, Majeure Cinqième, Marmic, Mirror Diamond, MMMMajor Bridge Bidding System, Modified Italian Canape System, Monaco, Moscito, Neapolitan Club, New South Wales, Nordic, Nottingham Club, Official System, Orange Club, Polish Club, Power Club, Power Precision Club, Precision Club, Pro System, Regres, ...*

You have no need to try to understand ANY of this.



# U3A Intermediate Bridge 2023-24



## Week 1&2 Duplicate bridge

On a full sized bridge table, the board is placed and remains in the middle of the table to keep the 4 hands separate.

During the auction, place your bids in a staircase along the edge of the table so that the other 3 players can see them. **Stop** is placed "elsewhere". **Alert** is "waved". Leave the staircase in place until AFTER Dummy has been put down. After that, collect them up and place them back in your bidding box.

Dummy is placed with the trump suit, if any, on Declarer's left and the other suits at Declarer's choice. Each suit in descending order.



# U3A Intermediate Bridge 2023-24



Week 1&2 Duplicate bridge



## A full sized table

Bidding boxes and individual result cards and convention/system cards.

Staircase bids along the edge. The card in play and facedown played tricks also go here.

Dummy

The board (North marked).

The opening lead.





# U3A Intermediate Bridge 2023-24



## Week 1&2 Duplicate bridge

During play, place your played cards along the edge of the table with the long side pointing to the pair that won the trick. *The space for the bidding cards is the same as the space for the played cards.*

At no point should any card other than your own 13 be touched.

Dummy plays Dummy's cards after a verbal request from Declarer.

Dummy plays the requested cards in the space between his displayed hand and the table edge.

At the end of the play, agree the result BEFORE collecting your hand up, shuffling the cards and replacing it in the boards.

{N} fills in the traveller and {E} checks it. *That does NOT mean {E} discusses the results from other players. Any discussion that does occur should have the traveller placed so that {S} and {W} can easily read it (after all, {N} and {E} have already seen it).*

*Because the BVH tables are small, all the above has to be changed somewhat. Space is provided on extra chairs placed around the table.*



# U3A Intermediate Bridge 2023-24



## Week 1&2 Duplicate event

In a Duplicate event, whether a proper tournament or just a regular club session, each game comprises four separate stages:

- {N} confirms that the right people and correctly aligned boards are at the table.
- The auction (bidding) occurs to determine the contract.
- The play occurs.
- The result is agreed and then {N} records the score (on an electronic device or on a paper "traveller").



# U3A Intermediate Bridge 2023-24



## Week 1&2 Nomenclature

In the commentaries and presentations, I use many abbreviations to reduce the amount of text:

Letters in braces are players {N} {E} {S} {W}.

+ (plus) means "**or more**" eg 12+ *twelve or more*.

- (minus) means "**or fewer**" eg 5- *five or fewer*.

**C D H S** are suits ♣ ♦ ♥ ♠.

**h** is short for honour, so 2+Hh is "2 or more Heart honours".

**T** is used for Ten (10).

**L** means Length. Thus L2 is doubleton, L1 singleton, L0 void.

L4+S means "Length 4 or more spades".

! (exclamation mark) means alert (*partner shows the blue alert card to the opposition*) or announce.

# (hash) means a jump bid (*use the red stop card*).



# U3A Intermediate Bridge 2023-24



## Week 1&2 Bidding systems

Note that each bid can mean completely different things in the various systems.

For example an opening 1C:

- ✦ In Basic Acol this means "12..22 points and at least 4 Clubs".

In Precision, it is a conventional bid meaning "Any shaped hand with 16+ points".

You may never play Precision yourself, but you need to be aware of its existence and of other systems which you are likely to meet at Duplicate Pairs play. Hence Alerting and Announcing are essential.

Note that each system has [dozens of minor variations](#).

For example most UK Basic Acol players use a weak 1NT (12..14 hcp). But some use a strong 1NT (15..17 hcp or 16..18 hcp) or even a variable 1NT.



# U3A Intermediate Bridge 2023-24



## Week 1&2 Points

Bridge bids are made after evaluating the worth of each hand. This value can change as other bids are made.

The core of the scheme uses "high card points" ([hcp](#)) based on 4 for an Ace, 3 for a King, 2 for a Queen and 1 for a Jack.

♠:AJ72 ♥:J98 ♦:K983 ♣:QJ has 12 hcp (AJ=5 J=1 K=3 QJ=3)

More advanced evaluation modifies the hcp depending upon the **shape** of the hand (The hand above has shape 4432.)

*In general I use shape descriptions in decreasing order of suit length. Sometimes it can be useful to use in order of suit ranking ♠♥♦♣, in which case the **green** hand would be described as SHDC:4342.*

Add 1 **Point** for every extra card in a suit longer than L4, *unless you feel the extra cards won't make an extra trick (eg D:76432 in a weak hand).*



# U3A Intermediate Bridge 2023-24



## Week 1&2 Points

Once a FIT (*8+ cards in a suit between the partnership*) has been found, add **Points** for trumpable shortages.

- ✦ If you have long trumps, add 3 for L0suit, 2 for L1suit, 1 for L2suit.  
If partner's suit is trumps, add 5 for L0suit, 3 for L1suit, 1 for L2suit.

Deduct 1 Point for 4333 shaped hands (which do not "run" and so cannot trump).

Deduct 1 Point if Aceless.

10 (T) is deemed an honour when in a suit which also has any of A,K,Q,J or 9.

Add 0.5 Points for one 10 and 1 Point for 2+ 10s.

Unguarded honours are only worth half their usual value.

A=4    K=1.5    Q=1    J=0.5  
while    K5=3    Q4=2    J3=1

*I refer to these as **Points** (Pts).*



# U3A Intermediate Bridge 2023-24



## Week 1&2 Joint target ranges

A deal of bridge is played by two pairs of people. Remember at all times to include your partners bids and plays in your thinking.

To make a contract, you usually need to be within some joint range of points.

Part Score	19..24	with less than 19 you often go down.
Game (Major or NT)	25+	
Game (Minor)	27+	
Small Suited Slam	31+	<b>Pts</b> can often be far fewer <b>hcp</b> .
Small NT Slam	33..36	
Grand Suited Slam	35+	
Grand NT Slam	37+	

When bidding, the usual priority for finding a contract is:

Major suit	<i>Most preferred</i>
No Trumps	
Minor suit	<i>Least preferred</i>



# U3A Intermediate Bridge 2023-24



## Week 1&2 Hand opening ranges

### To open

### You need to hold

1Suit

12..19 Pts

1NT

12..14 Pts Balanced

2Suit (not C)

Basic acol: 8..9½ tricks in your hand

Often crudely summarised as 20..22 Pts.

2NT

20..22 hcp Balanced (or perhaps semi-balanced)

2C

The superstrong acol bid

Suited 10+ tricks in your hand

Balanced 23+ Pts

3Suit

5..9 Pts Good L7Suit (2+ of AKQ)

3NT

10 Pts L7Minor headed by AKQJ

4Suit

5..9 Pts Good L8Suit (2+ of AKQ)

Responses will get discussed another week.





# U3A Intermediate Bridge 2023-24



## Week 1 & 2 Basic conventions

**The following are basic conventions that you need to be comfortable with** (*description simplified*):

Stayman (2C after opening 1NT)

"I have 1+ L4Major, Do you have any L4+Majors?"

Keycard Blackwood (4NT investigating a possible slam)

How many Keycards has partner? 4 Aces & King of Trumps.  
(5C=0 or 4; 5D=1 or 5; 5H=2; 5S=3).

Fourth Suit Forcing

After your partnership has bid 3 suits naturally, a bid in the fourth suit asks partner to describe their hand more.

Usually indicates a lack of a stopper in the suit.

Responder should bid NT if he has a stopper.

A bid of the opponents' suit

Says "I am strong and excited".

*Do NOT use Gerber except in one specific situation - discussed later.*



# U3A Intermediate Bridge 2023-24



## Week 1&2 Introduction

- ✦ Please **ALERT**, **ANNOUNCE** and **STOP** in accordance with EBU definitions.

ALERT/ANNOUNCE: My partner's bid is not natural or 1NT range. Mostly alerted. 1NT range, Stayman and Transfers are announced.

*Do not Alert/Announce appropriate bids over 3NT except in first bidding round.*

STOP: My bid is a jump bid. For the 10 seconds that this card is on the table, think about what the bid means and do not continue bidding. After 10 seconds, remove the STOP card.



# U3A Intermediate Bridge 2023-24



## Week 1&2 Introduction

Whilst playing the set hands, please **explain every bid your partner makes** to the table - and discuss it if anyone at the table disagrees. This tends to make the play "noisy".

It is also good during the play to explain what meaning your partner's card may have when it has significance.



# U3A Intermediate Bridge 2023-24



## Week 1&2 Play

### Play

**Play as if "Duplicate Pairs".**

{NS} have the pair number of their table, {N} has his back to the stage.  
{EW} have the pair number of their table plus 8.

Play boards in sequence. Have an incoming pile and an outgoing pile.  
Pass outgoing to next lower numbered table – Table 1 to highest table.

Some boards have instructions on card. **The appropriate people should read each card at the time it says and follow its instructions.**

**If you play a board twice, record the second play on the traveller using your pair numbers PLUS TEN (eg 1 v 9 becomes 11 v 19)**

*If you wish to fill in a personal results card, they are available here.  
They are commonly used at duplicate clubs.*

*Don't forget to describe partner's bids and plays to the table.*

**Any questions?**

**Tea / coffee & biscuit. (25p)**


**PLAY**



# U3A Intermediate Bridge 2023-24



Week 1&2



The end

Week 1&2 set hand  
references follow.



# U3A Intermediate Bridge 2023-24



## Week 1&2 Set hands

### Set hand sources

BM:PQ	Bernard Magee ~ Play Quiz
BM:EH	Bernard Magee ~ Easier Hand
BM:BSA	Bernard Magee ~ Big Seminar
BMOS	Bernard Magee ~ (Covid) Online Seminar
AR:CMHAT	Andrew Robson ~ Common Mistakes and How to Avoid Them
SGB	Made by presenter

===

Blue results as played.

Red results are reference results.

Boards as played are rotated compared to book presentations (which mostly make South dealer). Rotation usually defined by position of A♠.

*Pair numbers were 1, 2, 9 & 10 each week, but the people were different.*



# U3A Intermediate Bridge 2023-24



## Week 1 Set hands

#	Dir	Vul	Source	Dir = Dealer, Vul = Vulnerability.			
9	N	EW	BSA005#12:45				A♠=S
1	9	1NT=	N ?	7	90	-	<i>(Opening lead not recorded)</i>
Ref		1NT=	N 8S	7	90	-	
Wrong		1NT+1	E 3S	8	120	-	<i>(Poor lead allows an overtrick)</i>



# U3A Intermediate Bridge 2023-24



## Week 1 Set hands

#	Dir	Vul	Source	Dir = Dealer, Vul = Vulnerability.			
10	E	All	AR:CMHAT#9				A♠=W
1	9	1NT=	E ? 7	-	90	<i>(Opening lead not recorded)</i>	
2	10	1NT=	E 8S 7	-	90		
Ref		1NT+1	E 8S 8	-	120		





# U3A Intermediate Bridge 2023-24



## Week 1 Set hands

**# Dlr Vul Source** Dlr = Dealer, Vul = Vulnerability.

11 S None *BMOS~007#3* A♠=S

2 10 2H= S 2S 8 110 -

Ref 4H+1 S JC 11 450 -



# U3A Intermediate Bridge 2023-24



## Week 1 Set hands

# Dlr Vul Source Dlr = Dealer, Vul = Vulnerability.

12 W NS *BM:PQ0093* A♠=E

1 9 4S+2 W 9C 12 - 480

Ref 6S= W KC 12 - 980



# U3A Intermediate Bridge 2023-24



## Week 2 Set hands

# Dlr Vul Source Dlr = Dealer, Vul = Vulnerability.

13 N All BSA018\_SH#1 A♠=W

1 9 3NT-1 N 9S 8 - 100

2 10 2NT= N ?S 8 120 -

Ref 3NT+1 N 10S 10 630 -



# U3A Intermediate Bridge 2023-24



## Week 2 Set hands

# Dlr Vul Source Dlr = Dealer, Vul = Vulnerability.

14 E None SGB\_20210718a A♠=S

1 9 5D= E 6D 11 - 400

Ref 3NT= E QS 9 - 400



# U3A Intermediate Bridge 2023-24



## Week 2 Set hands

# Dlr Vul Source Dlr = Dealer, Vul = Vulnerability.

15 S NS *BM:PQ0093* A♠=S

2 10 3S+1 S ?C 10 170 -

Ref 4S= S JH 10 620 -



# U3A Intermediate Bridge 2023-24



## Week 2 Set hands

# Dlr Vul Source Dlr = Dealer, Vul = Vulnerability.

16 W EW BM:EH0058var A♠=E

2 10 2H+2 W ?C 10 - 170

Ref 4H= W KD 10 - 620


Variation: The original had {S} as dealer who passed.



# U3A Intermediate Bridge 2023-24



Week 1&2



The very end