



U3A Intermediate Bridge 2019-20



While waiting for 10am – Week 9

The Yellow Book

At a duplicate event, the director is required to bring the rule book to any table to which he has been called and read the relevant rules to the table, thus explaining his decisions.

The Yellow book is a small summary of the key items in the various rule books. It was first published in 1990, and since 1998 has been revised by David Stevenson and published by Mr Bridge. The last full revision was 2017.

Reviewing the bidding

A player may ask for a full review of the bidding:

- When it is his turn to call during the auction;
- If Opener, before selecting card to play;
- If Opener's Partner, before playing his card to the first trick;
- If Declarer, whilst the lead card is face-down or, with Dummy to play, before play to the first trick;

After that players may ONLY ask what the contract is including doubled/redoubled.


It is required that the opening lead be made face-down.



U3A Intermediate Bridge 2019-20



Week 9 Welcome



Steve Bailey

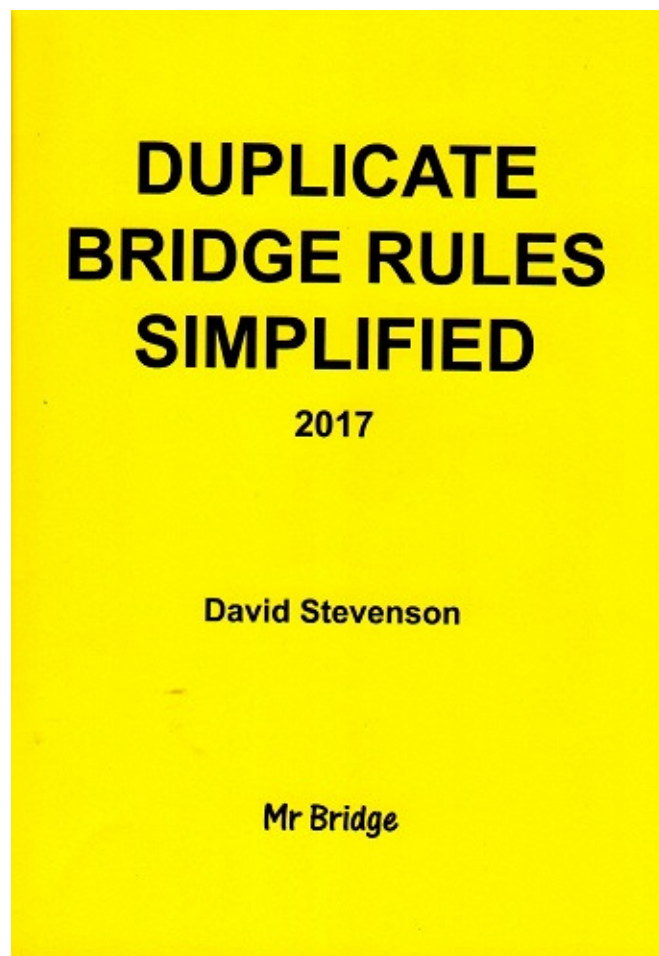


U3A Intermediate Bridge 2019-20



While waiting for 10am – Week 9

The Yellow Book



REVIEWS, QUESTIONS AND EXPLANATIONS

REVIEWING THE BIDDING [LAWS 20 & 41]

A player may ask for a FULL review of the bidding as follows:

- At any time when it is his turn to call during the auction (unless he is required to pass).
- Before selecting the opening lead if he is on lead.
- After the opening lead is face-down if his Partner is on lead.
- Before playing to the first trick if his Partner was on lead.
- Before the opening lead is faced if he is Declarer.
- Before playing his first card from Dummy if he is Declarer.

After having played a card, Declarer or either Defender may ask only what the contract is and whether (but not by whom) it was doubled or redoubled.

ASKING QUESTIONS [LAWS 20 & 41]

Who may ask questions? When?

A player may ask for the meaning of a call:

- At any time when it is his turn to call during the auction.
- Before selecting the opening lead if he is on lead.
- After the opening lead is face-down if his Partner is on lead.
- Before the opening lead is faced if he is Declarer.
- At his turn to play if he is Declarer or a Defender.

Declarer may ask about the Defenders' card-play agreements:

- Before the opening lead is faced.
- At his turn to play from either hand.

Note: it is required that the opening lead be made face-down.



U3A Intermediate Bridge 2019-20



While waiting for 10am – Week 9

The Yellow Book

At a duplicate event, the director is required to bring the rule book to any table to which he has been called and read the relevant rules to the table, thus explaining his decisions.

The Yellow book is a small summary of the key items in the various rule books. It was first published in 1990, and since 1998 has been revised by David Stevenson and published by Mr Bridge. The last full revision was 2017.

Reviewing the bidding

A player may ask for a full review of the bidding:

- When it is his turn to call during the auction;
- If Opener, before selecting card to play;
- If Opener's Partner, before playing his card to the first trick;
- If Declarer, whilst the lead card is face-down or, with Dummy to play, before play to the first trick;

After that players may ONLY ask what the contract is including doubled/redoubled.

It is required that the opening lead be made face-down.



U3A Intermediate Bridge 2019-20



Week 9 Administration

U3A Bridge National Swiss teams

Each year in May, U3A organises a national bridge "Swiss Teams" tournament.

<http://s222350980.websitehome.co.uk/U3A/Bridge/mtswiss.html>

In 2020, it is on Saturday May 30th, from 11:00 to 17:30.

Or search for "U3A Swiss Teams".

Each team is two pairs.

Guildford should enter a team or two (or more).

Basingstoke often enter 7 teams!

An all day affair, you get lunch and the cost is £16 a head.

Includes tea and biscuits on arrival, a Ploughman's Lunch with pudding and tea and cakes in the afternoon.

Teams need to be sorted as soon as possible.

Let me know if you are interested.

The U3AIB Spring Tournament will be on May 8.



U3A Intermediate Bridge 2019-20



Week 9 Benji

Benji

Benji aka Benjaminised Acol, was invented by Albert Benjamin in the early 1970s.

It is a scheme to allow, in a limited fashion, the playing of BOTH Weak Twos and Strong Twos.

Bidding

As you will have noticed, there are more types of card configurations that you want to describe to your partner than there are bids available to do it.

Benji provides a method of describing a couple of common configurations at the cost of losing some other ones that are less important.

See the last slide of the presentation for a simplified summary of Benji.



U3A Intermediate Bridge 2019-20



Week 9 Benji

Unbalanced Opening Bids

Default Acol (Standard / Strong Two)

5..9 HCP L7+CDHS	3CDHS or 4CDHS	
(9)10..11 HCP meeting Rule of 20	1CDHS	
Other weak hands	Pass	
12..19 Pts (Pt = Point)	1CDHS	
8..9½ PTs (PT = Playing Trick)	2DHS	You can't do Clubs
10+PTs	2C	Show suit on rebid.

Clubs Diamonds Hearts Spades



Three Weak Twos Acol

5..9 HCP L7+CDHS	3CDHS or 4CDHS	
6..10 HCP L6DHS	2DHS	
(9)10..11 HCP meeting Rule of 20	1CDHS	
Other weak hands	Pass	
12..19 Pts (Pt = Point)	1CDHS	
8..9½ PTs (PT = Playing Trick)	1DHS	You can't show strong suits
10+PTs	2C	Show suit on rebid.



U3A Intermediate Bridge 2019-20



Week 9 Benji

Balanced Opening Bids

Default (Standard / Strong Two) Acol and Three Weak Twos Acol

11- HCP	Pass
12..14 HCP	1NT
15..16 HCP	1LongSuit Rebid Raise partner into NT
17..18 HCP	1LongSuit Rebid Jump partner into NT
19 HCP	1LongSuit Rebid Game partner into NT
20..22 HCP	2NT
23..24 HCP	2C then rebid 2NT
25+ HCP	2C then rebid 3NT

Note that an opening 3NT is a Gambling 3NT showing an L7Minor headed by AKQ(J)



U3A Intermediate Bridge 2019-20



Week 9 Benji

Unbalanced Benji (1)

Benji only covers Weak and Strong **Major** suit opening bids.

It changes the meaning of an opening **2C**.

It steals the opening 2D bid for superstrong use.

Weak Twos: **6..10 HCP, L6Suit, 2 of top4 or 3 of top6, no good L4Major**

2H

Announce "Weak", a weak L6H opener.

2S

Announce "Weak", a weak L6S opener.

Strong Twos:

8..9½ Playing Tricks

2C

Alert. Explain "Benji" and "a Strong Two opening".

2D

RELAY: Responder bids 2D without looking at his hand.

2H

Opener rebids strong suit, H in this case.

2S

Opener rebids strong suit, S in this case.

3C

Opener rebids strong suit, C in this case. (9..9½ PT)

3D

Opener rebids strong suit, D in this case. (9..9½ PT)

Note that 3D would be played by Responder.



U3A Intermediate Bridge 2019-20



Week 9 Benji

Unbalanced Benji (2)

You will have noted that this has highjacked the **2C** bid from its usual use as a superstrong opening bid.

Also that there is no mention of **2D** either strong or weak.

Benji still needs a superstrong bid – 10+ PT or 23+ HCP.

This is achieved using a **2D** opening bid.

A **2D** opening bid has the same meaning as a normal Acol **2C** opening bid.

Instead of using a response of **2D** as a negative or relay bid, you use **2H** for the same purpose, **negative** being recommended.

Do you understand the difference between a negative response and a relay response? Which do you usually play?

Again, if H is the suit to play in, Responder will end up as declarer.



U3A Intermediate Bridge 2019-20



Week 9 Benji

Unbalanced Benji (3)

Strong Minor Suits

You can't use **2C** to show a strong club suit in normal Acol, thus having to open **1C** on 12..19 Pts and on 8..9½ PTs. I normally show this is 12..19..22 Pts.

In Benji, you also can't use **2D** to show a strong diamond suit, thus have to open **1D** on 12..19 Pts and on 8..9½ PTs. Again, I show this is 12..19..22 Pts.

And that is **suited** Benji.

Easy as you already know Strong Twos and Weak Twos.



U3A Intermediate Bridge 2019-20



Week 9 Benji

Balanced Benji (1)

There is no **need** to change things for Balanced hands. You **could** do:

11- HCP	Pass
12..14 HCP	1NT
15..16 HCP	1LongSuit Rebid Raise partner into NT
17..18 HCP	1LongSuit Rebid Jump partner into NT
19 HCP	1LongSuit Rebid Game partner into NT
20..22 HCP	2NT
23..24 HCP	2C then rebid 2NT
25+ HCP	2C then rebid 3NT

But you have a spare bid, **2D**, available.



U3A Intermediate Bridge 2019-20



Week 9 Benji

Balanced Benji (2)

So many folk do:

11- HCP	Pass
12..14 HCP	1NT
15..16 HCP	1 LongSuit Rebid Raise partner into NT
17..18 HCP	1 LongSuit Rebid Jump partner into NT
19..20 HCP	2NT
21..22 HCP	2C then rebid 2NT
23..24 HCP	2D then rebid 2NT
25+ HCP	2D then rebid 3NT

Note that this has the advantage of getting rid of the

1suit (-) Response (-) 3NT

bid showing a balanced 19 HCP **or** 17..18 HCP when the response was at the 2 level. A valuable clarification.

However using 2NT to open on 19 HCP is weaker than the old 20..22 HCP.

Therefore responses need to be one Pt stronger than before.

See RWPB page 75 and add a point.



U3A Intermediate Bridge 2019-20



Week 9 One last point

Because this may become relevant with the set hands...

When you open a Strong Two (whether Benji or straight Acoll), you are already some way along the bidding path.

The Strong Two has shown a good L6Suit (or a good L5Suit plus a good L4+OtherSuit).

If Responder wishes to suggest another suit, there is no need to "jump shift". A simple "shift" is sufficient and gives space for Opener to agree or go elsewhere.

So if a "jump shift" is not needed [in that specific situation](#), what should that sort of bid be used for? The suggestion is to use it for a SPLINTER bid.

"Opener, I agree your suit and have L4+support, I have enough Points for game (8+ Pts, some of which will be length and shortage points) and I have a shortage in MY bid suit (L1-SplinterSuit)."

A normal splinter bid is a double jump.

Thus		2H	(-)	#4C _{SPLINTER}	4H _{GAME}	Straight Acoll
Or	2C	2D	2H	(-)	#4C _{SPLINTER}	4H _{GAME} Benji



U3A Intermediate Bridge 2019-20



Week 9 Benji summary

Benji simplified summary

You play everything the way that you play normal Acol except:

If you want to open a Weak Two major, you bid it.

2H

2S

If you want to open a Strong Two major, you prefix
it with "2C - 2D -"

2C - 2D - 2H

2C - 2D - 2S

If you have a superstrong hand that, in Acol, you would
open "2C", you open "2D"

2D

And Responder now uses "2H" as a negative.

2D - 2H

And that is basically it.



U3A Intermediate Bridge 2019-20



Week 9 Play

Play

NS have the pair number of their table, N has his back to the stage.
EW have the pair number of their table plus 8.

Play boards in sequence. Have an incoming pile and an outgoing pile. Pass outgoing to next lower numbered table – Table 1 to highest table.

Many boards have instructions on coloured card. **The appropriate people should read each card at the time it says and follow its instructions.**

If you play a board twice, record second play on traveller with pair numbers PLUS TEN (eg 1 v 9 becomes 11 v 19)

As part of the learning process – I would like the partner of whoever has just bid to take whatever action is **standardly required** (eg announcing 1NT to be 12-14 points, ALERTing a conventional bid, ...) – **and ALSO to give a brief description to the other three players on what the bid means.**

If you wish to fill in a personal results card, they are available here. They are commonly used at duplicate clubs.

Any questions?

Tea / coffee & biscuit. (20p)


PLAY



U3A Intermediate Bridge 2019-20



Week 9



The end

Week 9 set hand
references follow.



U3A Intermediate Bridge 2019-20



Week 9 Set hands

Set hand sources

Obviously the bidding may differ as this is a "Benji" session.

RWPB Paul Mendelson ~ Right Way to Play Bridge

AR: WeakTwo Andrew Robson ~ Bridge Lessons : Weak Two

HBSet 21 www.bridgewebs.com/halifax/HBSET21.pdf

PCB EBU ~ Practise Continuing Bridge (edition 1)

===

Blue results as played.

Red results are reference results.

Boards as played are rotated compared to book presentations (which mostly make South dealer). Rotation defined by position of A♠.



U3A Intermediate Bridge 2018-19



Week 9 Set hands

Dlr Vul Source Dlr = Dealer, Vul = Vulnerability.

9 N EW AR: Weak Two #11

A♠=E

4 12 3H+1 N AD 10 170 -

Ref 3H= N AD 9 140 -

Interesting that the reference is 3H= whilst the table made 3H+1.



U3A Intermediate Bridge 2018-19



Week 9 Set hands

Dlr Vul Source Dlr = Dealer, Vul = Vulnerability.

10 E All AR: Weak two 14

A♠=E

1	9	3NT=	W	JC	9	-	600
2	10	3NT+1	W	?C	10	-	630
Ref		3NT+1	W	JC	10	-	630

Presumably pair 1's plan wasn't *quite* sufficient to get the overtrick.



U3A Intermediate Bridge 2018-19



Week 9 Set hands

Dlr Vul Source Dlr = Dealer, Vul = Vulnerability.

12 W NS HBSet21 #2

A♠=S

1	9	2H+1	E	AS	9	-	140
2	10	2H+1	E	AS	9	-	140
4	12	2H+1	E	AS	9	-	140
Ref		2H=	E	AS	8	-	110

Interesting that the reference is 2H= whilst all 3 tables made 2H+1.



U3A Intermediate Bridge 2018-19



Week 9 Set hands

Dlr Vul Source Dlr = Dealer, Vul = Vulnerability.

13 N All *RWPB pg84f & 85c + Deal* A♠=N

1 9 4S-1 N 10H 9 - 100

2 10 4S-1 N ?D 9 - 100

4 12 4S= N 3C 10 620 -

Ref 4S= N 10H 10 620 -

This is one of those deals where you have to plan carefully, otherwise you go down one trick. *As happened for pairs 1 & 2.*

{N} page 84f (second 84 'c') Replace 4D by 3D to avoid duplication.

{S} page 85c. Swap S ↔H to make example fit.

{W} S:T962 H:AQ6 DQJT6 C:T9 {E} S:3 H:T98543 D:A8 C:Q843



U3A Intermediate Bridge 2018-19



Week 9 Set hands

Dlr Vul Source Dlr = Dealer, Vul = Vulnerability.

15 S NS PCB #S5H3

A♠=N

1 9 6H= S 4D 12 1430 -

4 12 6H= S 3S 12 1430 -


Ref 6H= S 4D 12 1430 -



U3A Intermediate Bridge 2019-20



Week 9



The very end