




U3A Intermediate Bridge 2019-20



Week 2 Pre-empts



Steve Bailey



U3A Intermediate Bridge 2019-20



Week 2 Play

Play

NS have the pair number of their table, N has his back to the stage.
EW have the pair number of their table plus 8.

Play boards in sequence. Have an incoming pile and an outgoing pile. Pass outgoing to next lower numbered table – Table 1 to highest table.

Many boards have instructions on coloured card. **The appropriate people should read each card at the time it says and follow its instructions.**

If you play a board twice, record second play on traveller with pair numbers PLUS TEN (eg 1 v 9 becomes 11 v 19)

As part of the learning process – I would like the partner of whoever has just bid to take whatever action is **standardly required** (eg announcing 1NT to be 12-14 points, ALERTing a conventional bid, ...) – **AND ALSO** to give a brief **description** to the other three players on what the bid means.

If you wish to fill in a personal results card, they are available here. They are commonly used at duplicate clubs.

Any questions?

Tea / coffee & biscuit. (20p)


PLAY



U3A Intermediate Bridge 2019-20



Week 2



The end

Week 2 set hand
references follow.



U3A Intermediate Bridge 2019-20



Week 2 Set hands

Set hand sources

RWPB Right Way to Play Bridge by Paul Mendelson

DVD~BM:PEB DVD by Bernard Magee: Pre-Emptive Bidding

===

Blue results as played.

Red results are reference results.

Boards as played are rotated compared to the book presentation (which mostly make South dealer). Rotation defined by position of A♠.

Several deals were incomplete in the source. Some form of deal was done with the remaining cards.

All boards were played bid & played twice, once with a Pre-Empt (x - y) and once without (10+x - 10+y). Each table was then asked to judge which result was best for the pair that (could have) Pre-Empted. Sometimes it is right to Pre-Empt, sometimes it is wrong.



U3A Intermediate Bridge 2019-20



Week 2 Set hands

#	Dir	Vul	Source				Dir = Dealer, Vul = Vulnerability.	
1	N	None	<i>RWPB pg 66a (-)</i>				A♠=W	
1	9	3S=	N 9	140	-		PE better	
11	19	4H=	W 10	-	420			
2	10	3S-1	N 8	-	50		Even the undertrick is "PE better"	
12	20	<i>Not played - ran out of time</i>						
Ref	PE	3S=	N 9	140	-		PE better	
Ref	No	4H=	W 10	-	420			



U3A Intermediate Bridge 2019-20



Week 2 Set hands

Dlr Vul Source Dlr = Dealer, Vul = Vulnerability.

2 E *None* DVD~BM:PEB@0:06:27 A♠=W
Unusual vulnerability

1	9	5D=	N	11	400	-	PE better
11	19	4H=	S	10	420	-	
Ref	PE	4D+2	N	12	170	-	PE better
Ref	No	4H+1	S	11	450	-	



U3A Intermediate Bridge 2019-20



Week 2 Set hands

#	Dir	Vul	Source	Dir = Dealer, Vul = Vulnerability.			
3	S	EW	DVD~BM:PEB@0:12:45				A♠=N
1	9	4H=	S	10	420	-	PE equal
11	19	4H=	S	10	420	-	No equal
2	10	4H=	S	10	420	-	PE equal
12	20	4H=	S	10	420	-	No equal
Ref	PE	3H+2	S	11	200	-	PE better
Ref	No	4H+1	S	11	450	-	



U3A Intermediate Bridge 2019-20



Week 2 Set hands

Dlr Vul Source Dlr = Dealer, Vul = Vulnerability.

4 W *None* DVD~BM:PEB@0:07:30 A♠=E
Unusual vulnerability

2 10 3C+1 W 10 - 130 PE better

12 20 4H-1 N 9 - 50

Ref PE 3NT= E 9 - 400 PE better


Ref No 2H+2 N/S 10 170 - *(WTO or TFR?)*



U3A Intermediate Bridge 2019-20



Week 2



The very end