




# U3A Intermediate Bridge 2018-19



Week 7 Welcome



Steve Bailey



# U3A Intermediate Bridge 2018-19



## Week 7 Slam Bidding

Our last session was 8 weeks ago, when we looked at the start of how to bid suit slams "Bernard Magee" style.

We only have one session this month and only one presentation session in February – so it is all proceeding incredibly slowly!

Perhaps some of you looked at the 3 deals I sent out over Christmas as "Keep your hand in". I only got emails from a couple of you.

*Some may have forgotten what was covered 8 weeks ago, so I recap it here:*

Week 4: Intro to Suit Slam bidding.

Week 6: Suit Slam bidding (1): Italian Cue bidding & Keycard Blackwood.

Week 7: Suit Slam bidding: Discussion

Week 8: Suit Slam bidding (2): Italian Cue bidding & Keycard Blackwood.

Week 10: Suit Slam bidding (3): Italian Cue bidding & Keycard Blackwood.

Week 11: Suit Slam bidding (4): Splinters.

Week 12: Extro to Suit Slam bidding:

    Pudding raises, "3suit response" re-explained, General recap.

And then we can tackle another subject – email me your suggestions.



# U3A Intermediate Bridge 2018-19



## Week 7 Slam Bidding

"And then we can tackle another subject".

My current thinking is that we should look at [Declarer Play](#) and especially at [Planning](#) after the opening lead, before trick 1.

===

For this week, the intention had been to watch the next 20 minutes of a DVD – however I couldn't get any sound from the laptop. (*When tried again a couple of days later, it worked fine straight away!*)

Instead we went through the next two slides in gory detail, with many questions and even a few answers.

*Because watching the DVD failed, I have changed the week references on the other slides.*



# U3A Intermediate Bridge 2018-19



## Week 7 Slam Bidding

RWPB doesn't deal with **Italian Cue Bidding** (ICB), but only with standard Cue Bidding in chapter 10 "Slam bidding".

- Find a fit. [Joint L8+](#).
- Determine if there are enough Points (HCP + length points + shortage points) to make a slam possible. [30+ Points](#).
- Bid the cheapest<sup>\$</sup> suit you have control of, iff<sup>£</sup> all lower suits are controlled, otherwise bid trumps. Do you have control (first or second round) of all non-trump suits? If so, with enough points, you shouldn't lose more than 4 tricks (one in each suit). [A, L0suit, Kx, L1suit](#).
- If all controlled, find out how many KeyCards you have in the partnership. [Use Keycard Blackwood<sup>&</sup> asking about four Aces & the King of Trumps](#).
- If only one is missing, bid a small slam. If none, consider a grand slam.

<sup>\$</sup> If a fit is found in H, then for the next bid S is the cheapest suit, then C, then D.

<sup>£</sup> [https://en.wikipedia.org/wiki/If\\_and\\_only\\_if](https://en.wikipedia.org/wiki/If_and_only_if)

<sup>&</sup> Determine the rebid for all possible responses to 4NT before you bid 4NT.



# U3A Intermediate Bridge 2018-19



## Week 7 Slam Bidding

### Keycard Blackwood (KCB)

Decide how many keycards you need for a slam.

Can you get an insufficient answer that takes you past the bail out bid. This happens most often with minor fits. If so, don't ask 4NT.

Ask	4NT	<i>This is not alerted or announced, but may be queried by a subsequent player of the asker's partner.</i>
Reply	5C	0 or 4
	5D	1 (or 5 – most unlikely)
	5H	2
	5S	3

The KEYCARDS are the four aces and the King of Trumps.

Do not use Blackwood unless you have "control" of the 3 non-trump suits and you do NOT have a void. *Actually there are rare situations where it can be used even with a void, analyse your hand carefully to decide.*

*KCB is not the same as Roman KeyCard Blackwood, which is more involved.*

Note that after KCB, any slam bid will **always** have at least one of Trump:AK.



# U3A Intermediate Bridge 2018-19



## Week 7 Slam Bidding

### **Keycard Blackwood Kings (KCBK)**

I can find no decent explanation of how this should work. 5NT asks for Kings. Some sources say you reply with the lowest ranking King you hold, others with the number of Kings.

Therefore I am arbitrarily saying Guildford U3AIB will use asking for the number of Kings excluding the King (and Queen) of trumps. You can use a different scheme if you write it on your system card.

5NT	<i>How many Kings (excluding King of Trumps)</i>
5C	0
5D	1
5H	2
5S	3

This is ONLY appropriate to use when you have ALL 5 KeyCards and are trying to choose between a Small Slam and a Grand Slam. I think you should normally have all the Kings to bid a Grand Slam.

*This slide added after the presentation.*



# U3A Intermediate Bridge 2018-19



## Week 7 Play

### Play

NS have the pair number of their table, N has his back to the stage.  
EW have the pair number of their table plus 8.

Play boards in sequence. Have an incoming pile and an outgoing pile. Pass outgoing to next lower numbered table – Table 1 to highest table.

Many boards have instructions on coloured card. **The appropriate people should read each card at the time it says and follow its instructions.**

**If you play a board twice, record second play on traveller with pair numbers PLUS TEN (eg 1 v 9 becomes 11 v 19)**

**As part of the learning process** – I would like the partner of whoever has just bid to take whatever action is **standardly required** (eg announcing 1NT to be 12-14 points, ALERTing a conventional bid, ...) – **AND ALSO** to give a brief **description** to the other three players on what the bid means.

*If you wish to fill in a personal results card, they are available here. They are commonly used at duplicate clubs.*

**Any questions?**

**Tea / coffee & biscuit. (20p)**


**PLAY**



# U3A Intermediate Bridge 2018-19



Week 7



The end

Week 7 set hand  
references follow.





# U3A Intermediate Bridge 2018-19



## Week 7 Set hands

### Set hand sources

Pitbulls [www.edmontonbridge.ca/Crosby\\_files/Coaches%20Corner/Italian%20%20Q%20Bids%20II.htm](http://www.edmontonbridge.ca/Crosby_files/Coaches%20Corner/Italian%20%20Q%20Bids%20II.htm)

AR:Slam            A Robson: Bridge Lessons "Slam"

PM:RWPB           P Mendelson: Right Way to Play Bridge

AR:BWSHH        A Robson: Bridge What Should Have Happened

===

Blue results as played.

Red results are reference results.

Boards as played are rotated compared to the book presentation (which mostly make South dealer). Rotation defined by position of A♠.

**Several of these boards come as sets - illustrating particular points.**



# U3A Intermediate Bridge 2018-19



## Week 7 Set hands

### Set 15, 2, 1

- 15 Shows a small slam can be bid and made with one missing KeyCard.
- 2 The same hands as 15 but swap H:AJ with H:KQ. Leaves HCP and shape the same, but affects the number of KeyCards held. You can investigate a grand slam, holding all 5 KeyCards, but bail out into a small slam missing two Kings.
- 1 The same hands as 15, but swap KS, 7D with KD, 8S. Again HCP and shape are unaltered. This time Declarer is missing 2 KeyCards, so he bails out into game. And to highlight that the guidelines being studied are not hard and fast rules, makes all 13 tricks.

The shape of 15 was taken from a Canadian website. The spot cards and defender cards were all dealt.



# U3A Intermediate Bridge 2018-19



## Week 7 Set hands

# Dlr Vul Source Dlr = Dealer, Vul = Vulnerability.

15 S NS *Pitbulls~Q11#2+Deal*

A♠=N

3 11 6S-1 N 11 - 100

Ref 6S= N 12 1430 -

Sadly only one table played this set – it may get reused.

The contract is makeable.



# U3A Intermediate Bridge 2018-19



## Week 7 Set hands

#	Dir	Vul	Source	Dir = Dealer, Vul = Vulnerability.		
2	E	NS	<i>Pitbulls~Q11#2+Deal (Bd 15) var A rotated</i>			A♠=W
3	11	6S=	W	12	-	980
Ref		6S=	W	12	-	980

Sadly only one table played this set – it may get reused.



# U3A Intermediate Bridge 2018-19



## Week 7 Set hands

#	Dir	Vul	Source	Dir = Dealer, Vul = Vulnerability.		
1	N	None	<i>Pitbulls~Q11#2+Deal (Bd 15) var B rotated</i>			A♠=S
2	10	5S+1	S	11	480	-
3	11	4S+1	S	11	450	-
Ref a		5S+1	S	12	480	-      Lead of unsupported A
Ref b		5S+2	S	13	510	-      Other lead



# U3A Intermediate Bridge 2018-19



## Week 7 Set hands

### Set 13, 5

- 13 *(Board modified to Vul=NS to make the same as board 5)*  
Reasonable bidding reaches 5S= by {N} (650 to {NS}).  
Risky bidding 6S-1 by {N} (100 to {EW}).  
*Does NOT use AR's bidding.*
- 5 is the IDENTICAL deal to 13 but played in 7Dx by {E} as a sacrifice bid, which it turns out makes.  
Failing: 7Dx-1 (200 to {NS} – better than 650).  
Making: 7Dx= (1630 to {EW} – way better than any other result).

Sacrifices can be worthwhile and SHOULD be contemplated.

*(Of course it is frustrating when their contract goes down and you give them points wrongly!)*



# U3A Intermediate Bridge 2018-19



## Week 7 Set hands

# Dlr Vul Source

Dlr = Dealer, Vul = Vulnerability.

13 N ~~A#NS~~ AR:Slam#1

A♠=N

1 9 6S-1 N 11 - 100

3 11 5H= N 11 650 -

Ref a 5S= N 11 650 -

Ref b 6S-1 N 11 - 100



# U3A Intermediate Bridge 2018-19



## Week 7 Set hands

# Dlr Vul Source Dlr = Dealer, Vul = Vulnerability.

5 N NS *AR:Slam#1 (Take 2)*

A♠=N

1 9 7D= E 13 - 1440

3 11 7Dx-1 E 12 100 -

Ref 7D= E 13 - 1440





# U3A Intermediate Bridge 2018-19



## Week 7 Set hands

### Set 14, 8

14 Bid a small slam with a fit, 30+ Points and only 1 missing KeyCard.

8 is the IDENTICAL deal to 13 but played in 7Dx by {E} as a sacrifice bid, which it turns out makes.

Failing: 7Dx-1 (200 to {NS} – better than 650).

Making: 7Dx= (1630 to {EW} – way better than any other result).

Sacrifices can be worthwhile and SHOULD be contemplated.

*(Of course it is frustrating when their contract goes down and you give them points wrongly!)*



# U3A Intermediate Bridge 2018-19



## Week 7 Set hands

# Dlr Vul Source Dlr = Dealer, Vul = Vulnerability.

14 E None *PM:RWPB#p131a Variation* A♠=W

1 9 6D= E 12 - 920

2 10 6D= E 12 - 920

Ref 6D= E 12 - 920

{EW} as book, but with S↔C and H↔D, plus 2 cards swaps.)



# U3A Intermediate Bridge 2018-19



## Week 7 Set hands

# Dlr Vul Source Dlr = Dealer, Vul = Vulnerability.

8 W None *PM:RWPB#p131a Variation*

A♠=N

1 9 5C= W 11 - 400

2 10 5C= W 11 - 400

Ref 5C= W 11 - 400



# U3A Intermediate Bridge 2018-19



## Week 7 Set hands

<b>#</b>	<b>Dir</b>	<b>Vul</b>	<b>Source</b>	Dir = Dealer, Vul = Vulnerability.		
----------	------------	------------	---------------	------------------------------------	--	--

16	W	EW	AR:BWSHH#249			
----	---	----	--------------	--	--	--

A♠=N

1	9	4H=	S	10	420	-
Ref		6H=	S	12	980	-


*Not part of a set.*



# U3A Intermediate Bridge 2018-19



Week 7



The very end