



# U3A Intermediate Bridge 2015-16



While waiting for 2pm

Imagine your opponent has opened 1♠.

If it turns out that they have exactly 4 spades, what do you know about their hand shape and point count?



# U3A Intermediate Bridge 2015-16



While waiting for 2pm

Imagine your opponent has opened 1♠.

If it turns out that they have exactly 4 spades, what do you know about their hand shape and point count?

Spades is one of their long suits. If they had multiple L4 suits, they would have opened the other suit. Therefore they have no other L4 suit. Shape is 4333.


If they had 12..14 they would have opened 1NT. They don't have enough shape for a light opening (10..11). Therefore they have 15..19 HCP.



# U3A Intermediate Bridge 2015-16



## Week 7 Suit Contract Play



Steve Bailey

*A 2015 Christmas card with bridge problem  
was handed out. Answer on Boxing day.*



# U3A Intermediate Bridge 2015-16




## Week 7 Tournament (wk5) Hand 5

Board 5  
Dealer: N  
Vul: NS

( 4 )  
♠ 72  
♥ Q9876  
♦ J7  
♣ J852

( 13 )  
♠ A84  
♥ A54  
♦ K98632  
♣ Q



( 6 )  
♠ J965  
♥ KT3  
♦ Q5  
♣ T943

( 17 )  
♠ KQT3  
♥ J2  
♦ AT4  
♣ AK76

N E S W

This one is difficult – lets discuss the bidding.

4S-4 by S

2D= by W

2NT-2 by S

2NT+1 by S

2NT-3 by S

2D+2 by W ?

*Homework from last time!*

***Assorted schemes were discussed, no conclusion.***



# U3A Intermediate Bridge 2015-16



## Week 7 Suit Contract Play

We looked at this last year in week 5, but it bears repeating, and in this and the next couple of sessions I want to concentrate on PLAY rather than bidding.

Indeed, many of the slides are directly from that presentation.

*(In the set hands, there may be the occasional instruction to play the cards in a particular contract, regardless of what you have bid.)*



# U3A Intermediate Bridge 2015-16



## Week 7 Suit Contract Play

### **When declarer in a suit contract:**

When dummy is laid down, as declarer, answer 4 questions:

- 1) How many losers do I have?
- 2) How many points are there between myself and dummy?
- 3) Have the opponents bid – and what?
- 4) What do I think about the opening lead?

*Note: (1) losers is completely different to Losing Trick Count losers.*

*Note: (2 & 3) so where are the remaining points?*



# U3A Intermediate Bridge 2015-16



## Week 7 Suit Contract Play

### How many losers do I have?

You are counting the losers in Declarer's hand using support from Dummy. (*Should Dummy have more trumps, mentally swap these roles over.*)

It refers to the number of tricks to be lost having drawn trumps.  
Count finesses as losers.

**Ignore the level of the contract** – you want to make as many tricks as you can regardless of the bid. If you can make **12 tricks** with spades as trumps then make 12 tricks, whether that is 1S+5, 4S+2 or 6S✓.

**Ignore the level of the contract** – you want to make as many tricks as you can regardless of the bid, even if you end up going down. If you can only make **8 tricks** with spades as trumps then make 8 tricks, whether that is 1S+1, 4S-2 or 6S-4.



# U3A Intermediate Bridge 2015-16



## Week 7 Suit Contract Play

### How to work out losers

*(Revised since presentation)*

*(This is “my” method – RWPB doesn’t specify how to do this.)*

(Mentally, of course,) list suit holding by joint opponents. Work your way down declarer/dummy’s holding choosing the highest card available and pairing it with the lowest card from the other hand.

Then play the highest opposition card if it can win or the lowest if they must lose. Once declarer’s cards are used up, assume no more play of that suit. *(Declarer losers underlined, “used” cards blue.)*

*Note this is assuming the worst case that all opposition cards are in one hand.*

Declarer

**J 9 8 2**

Dummy

**K Q 3**

Opposition

**A 10 7 6 5 4**

Highest is K, pair with 2. Opposition play A





# U3A Intermediate Bridge 2015-16



## Week 7 Suit Contract Play

### How to work out losers

*(Revised since presentation)*

*(This is “my” method – RWPB doesn’t specify how to do this.)*

(Mentally, of course,) list suit holding by joint opponents. Work your way down declarer/dummy’s holding choosing the highest card available and pairing it with the lowest card from the other hand.

Then play the highest opposition card if it can win or the lowest if they must lose. Once declarer’s cards are used up, assume no more play of that suit. *(Declarer losers underlined, “used” cards blue.)*

Declarer

**J 9 8 2**

J 9 8 2

Dummy

**K Q 3**

**K Q 3**

Opposition

**A 10 7 6 5 4**

K 2 lose to A

Highest is Q, pair with 8. Q beats 10, so opposition play 4.



# U3A Intermediate Bridge 2015-16



## Week 7 Suit Contract Play

### How to work out losers

*(Revised since presentation)*

*(This is “my” method – RWPB doesn’t specify how to do this.)*

(Mentally, of course,) list suit holding by joint opponents. Work your way down declarer/dummy’s holding choosing the highest card available and pairing it with the lowest card from the other hand.

Then play the highest opposition card if it can win or the lowest if they must lose. Once declarer’s cards are used up, assume no more play of that suit. *(Declarer losers underlined, “used” cards blue.)*

Declarer

**J 9 8 2**

Dummy

**K Q 3**

Opposition

**A 10 7 6 5 4**

J 9 8 2

**K** Q 3

K 2 lose to A

J 9 **8** 2

**K** **Q** 3

Q 8 wins (*draws 4*)

Highest is J, pair with 3. J beats 10, so opposition play 5.



# U3A Intermediate Bridge 2015-16



## Week 7 Suit Contract Play

### How to work out losers

*(Revised since presentation)*

*(This is “my” method – RWPB doesn’t specify how to do this.)*

(Mentally, of course,) list suit holding by joint opponents. Work your way down declarer/dummy’s holding choosing the highest card available and pairing it with the lowest card from the other hand.

Then play the highest opposition card if it can win or the lowest if they must lose. Once declarer’s cards are used up, assume no more play of that suit. *(Declarer losers underlined, “used” cards blue.)*

Declarer

**J 9 8 2**

Dummy

**K Q 3**

Opposition

**A 10 7 6 5 4**

J 9 8 2

K Q 3

K 2 lose to A

J 9 8 2

K Q 3

Q 8 wins (*draws 4*)

J 9 8 2

K Q 3

J 3 wins (*draws 5*)

Highest is 9, no pair. 9 loses to 10.



# U3A Intermediate Bridge 2015-16



## Week 7 Suit Contract Play

### How to work out losers

*(Revised since presentation)*

*(This is “my” method – RWPB doesn’t specify how to do this.)*

(Mentally, of course,) list suit holding by joint opponents. Work your way down declarer/dummy’s holding choosing the highest card available and pairing it with the lowest card from the other hand.

Then play the highest opposition card if it can win or the lowest if they must lose. Once declarer’s cards are used up, assume no more play of that suit. *(Declarer losers underlined, “used” cards blue.)*

Declarer  
**J 9 8 2**

Dummy  
**K Q 3**

Opposition  
**A 10 7 6 5 4**

J 9 8 2

K Q 3

K 2 lose to A

J 9 8 2

K Q 3

Q 8 wins (*draws 4*)

J 9 8 2

K Q 3

J 3 wins (*draws 5*)

J 9 8 2

K Q 3

9 – lose to 10

Once dummy has used all cards, losers are trumpable by dummy.



# U3A Intermediate Bridge 2015-16



## Week 7 Suit Contract Play

**How to work out losers: examples**    *Losers are underlined:*

Declarer	Dummy	Comment
<u>10</u> <u>4</u> <u>2</u>	7 6 3	10 3 lose to A; 7 2 lose to K; 6 4 lose to Q
A <u>6</u> <u>2</u>	4	A 4 win (3); 6 - lose to K; 2 - lose to Q
<u>K</u> Q 8 6 3	J 10 9 5	K 5 lose to A; Q 9 win (2); 3 J win (4); 6 10 win (7); 8 – wins (-).
10 9 <u>7</u> <u>5</u> <u>2</u>	Q J 6	2 Q lose to A; 5 J lose to K; 10 6 win (3); 9 – win (4); 7 - lose to 8
J <u>9</u> 8 <u>2</u>	K Q 3	2 K lose to A; 8 Q win (4); J 3 win (5); 9 - lose to 10.
K 7 4	A Q J 6 3	A 4 win (2); K 3 win (5); Q 7 win (8).



# U3A Intermediate Bridge 2015-16



## Week 7 Suit Contract Play

*Playing in ♠*

Declarer:

♠ A Q J 6 3

♥ A Q 8

♦ K Q

♣ T 4 2

Dummy:

♠ K 7 4

♥ K J 6

♦ A J T 8

♣ 7 6 3

1 loser if a 5:0 split

No losers

No losers

3 losers

*Total = 4 (1 trump)*

*(or more likely just 3)*

One round of trumps will determine if the trumps split 5:0. If not you are lucky and can draw trumps immediately to make your contract.

Even if they split 3:2 or 4:1, think about making extra tricks.

Here the best way is to discard two losing clubs on ♦AJ.



# U3A Intermediate Bridge 2015-16



## Week 7 Suit Contract Play

### Ways of making extra tricks:

- 1) Trumping losers in dummy  
*(or rather the shorter trump suit hand).*
- 2) Throw away losers on dummy's long suit.
- 3) Finessing or otherwise being helped by opponents.



# U3A Intermediate Bridge 2015-16



## Week 7 Suit Contract Play

### Trumping losers in dummy (in ♠)

Declarer:	Dummy:	“Missing”:
♠ A Q J 6 3	♠ K 7 4	♠ 10 9 8 5 2

You are expecting to make all 5 of declarer's trump tricks:  
A4 3K Q7 J- 6- *but 6 may lose to 10 if 5:0 split.*

You needed to use the K to make the 3 good, but the 4 and the 7 are surplus to requirements.

So if you are in a situation where dummy is void in a suit, you can lead/play a losing card and win the trick with a “surplus” trump in dummy.





# U3A Intermediate Bridge 2015-16



## Week 7 Suit Contract Play

### Trumping losers in dummy (in ♠)

Declarer:	Dummy:	
♠ A Q J 5 4	♠ K 8 7 2	No losers (even with 4:0 split)
♥ K 6 4	♥ A Q 5	No losers
♦ <u>Q</u> <u>2</u>	♦ J 9 7 4 3	2 losers
♣ A <u>6</u> <u>2</u>	♣ 4	2 losers

You have  $5+4 = 9$  trumps, leaving 4 out. They can definitely be drawn with A K Q J. You can see 4 losers.

You can make an extra trick with a club.

Draw some trumps, leaving at least 1 trump in dummy.

Win A♣, voiding dummy of ♣.

Lead a low club from hand & trump with dummy.

*1 extra trick made.*

*If you want 2 extra tricks, gamble you can trump ♣ twice.*



# U3A Intermediate Bridge 2015-16



## Week 7 Suit Contract Play

**Throw away losers on Dummy's long suit (in ♠).**

Declarer:	Dummy:	
♠ A Q J 9 5 2	♠ K 8 7	No losers
♥ A	♥ K Q J 9 5	No losers
♦ A <u>6</u> <u>2</u>	♦ 5 3	2 losers
♣ <u>9</u> <u>4</u> <u>3</u>	♣ 8 5 2	3 losers

You have  $6+3 = 9$  trumps, leaving 4 out. They can definitely be drawn with A K Q J. You can see 5 losers.

They lead clubs and make the first 3 tricks.

Once you get the lead (maybe A♦) discard the two losing diamonds 6♦ & 2♦ on hearts.

Play AQ♠, A♥, cross to K♠, Win KQ♥ discarding two losing diamonds, then win declarer's trumps.



# U3A Intermediate Bridge 2015-16



## Week 7 Suit Contract Play

### **Finessing or otherwise being helped by opponents**

Finessing should be avoided when there is an alternative as it is 50/50 whether it will work – you prefer 100/0 in favour of working.

Sometimes you can work out where key cards are – eg in LHO because they overcalled whilst RHO didn't.

Use finesses only when other techniques have failed – or when you have worked out key card locations and it is favourable. Avoid if you can.

There are other techniques – such as endplays and squeezes – that involve forcing the opponents to play a card that helps you. *Another week.*



# U3A Intermediate Bridge 2015-16



## Week 7 Suit Contract Play

The other questions related to identifying card positions:

- 2) How many points are there between myself and dummy?
- 3) Have the opponents bid – and what?
- 4) What do I think about the opening lead?

With (2) workout exactly how many points the opponents have.

Arithmetic will tell you their total HCP. Their bidding will help you work out how many each defender has.

Ideally count down what they have left as they play.



# U3A Intermediate Bridge 2015-16



## Week 7 Play

### Play

Divide yourselves into pairs and then into tables.

This week **I do plan to ask you to move**, *but I didn't!*

NS have the pair number of their table, N has his back to the screen.

EW have the pair number of their table plus 6.

When you have played a hand, pass it to the next numbered table in sequence. The highest numbered table passes to table 1.

And one last thing – **as part of the learning process** – I would like the partner of whoever has just bid to take whatever action is **standardly required** (announcing 1NT to be 12-14 points, ALERTing a conventional bid, ...) – **AND ALSO** to give a brief **description** to the other three players on what the bid means.

**Any questions?**

**Tea / coffee & mince pie. (20p)**


**PLAY**



# U3A Intermediate Bridge 2015-16



## Week 7 Suit Contract Play



The end

Week 7 set hand  
references follow.



# U3A Intermediate Bridge



## Week 7 Set Hands

### Set hand sources

AR:BWSHH = Bridge: What Should Have Happened  
by Andrew Robson

RWPB = Right Way to Play Bridge by Paul Mendelson

Elite = “Elite club”, a local 5 player play and discussion group,  
named tongue-in-cheek.

Blue results from travellers

Red results are reference results.

Boards as played are rotated compared to the book presentation  
(which mostly make South dealer). Rotation defined by position of ♠A.



# U3A Intermediate Bridge 2015-16



## Week 7 Set Hands

### Set hands

**# Dlr Vul Source** Dlr = Dealer, Vul = Vulnerability.  
 1 N None RWPB page 173 + Selected cards A♠=N

2 8 3NT+2 N 11 460 -

5 11 4S= S 10 420 -

Ref a 4S+1 S 11 450 -

Ref b 3NT+2 N 11 460 -

Ref c 3NT-1 N 8 - 50

The reference bid

Better unless club lead

Awful if club lead

East ♠T9852 ♥73 ♦542 ♣KJ5

West ♠- ♥T9542 ♦9763 ♣AQ98

*NS as RWPB page 173.*

*Would W lead ♣5 to 3NT?*





# U3A Intermediate Bridge 2015-16



## Week 7 Set Hands

### Set hands

# Dlr Vul Source Dlr = Dealer, Vul = Vulnerability.

2 E N/S Elite deal 2015-11-27

1	7	5S-2	W 9	100	-	Better than 5C= by S
3	9	4S-1	W 9	50	-	
4	10	5C=	S 11	600	-	A great competitive bid
Ref		4S-1	W 9	50	-	

North ♠86 ♥Q98642 ♦A ♣AQJ6

East ♠K93 ♥T7 ♦Q9764 ♣873

South ♠2 ♥AJ ♦KJ832 ♣K9542

West ♠AQJT754 ♥K53 ♦T5 ♣T



# U3A Intermediate Bridge 2015-16



## Week 7 Set Hands

### Set hands

**# Dlr Vul Source**      Dlr = Dealer, Vul = Vulnerability.  
 3 S    E/W    RWPB page 174a + Deal      A♠=E

3	9	4S=	E	10	-	620	Well bid, underplayed
4	10	2S+3	E	11	-	200	Underbid, well played
Ref		4S+1	E	11	-	650	

North    ♠963 ♥JT9 ♦A86♣K983

South    ♠T ♥8732 ♦KT5 ♣QJT75

*W as RWPB page 174a N, E as RWPB page 174a S.*



# U3A Intermediate Bridge 2015-16



## Week 7 Set Hands

### Set hands

#	Dlr	Vul	Source	Dlr = Dealer, Vul = Vulnerability.	
4	W	All	RWPB page 174b + Deal		A♠=S
1	7	4S-2	S 8	-	200
2	8	4S-2	S 8	-	200
3	9	4S-1	S 9	-	100
Ref		4S=	S 10	620	-

*All tables bid correctly but underplayed. The key is to discard losing diamonds on dummy's long hearts.*

East    ♠T43 ♥743 ♦KT98 ♣AJT  
 West    ♠6 ♥T862 ♦QJ74 ♣KQ76  
 NS as RWPB page 174b.



# U3A Intermediate Bridge 2015-16



## Week 7 Set Hands

### Set hands

#	Dlr	Vul	Source	Dlr = Dealer, Vul = Vulnerability.		
5	N	N/S	RWPB page 177 + Deal	A♠=W		
1	7	4S-1	N 9	-	100	
2	8	3NT-3	N 6	-	300	
4	10	4S=	N 10	620	-	
5	11	4S=	N 10	620	-	
Ref		4S=	N 10	620	-	

*How did table 2 get to NT? Having found a major fit it is preferable to NT. Tables 4 & 5 did it right.*

East ♠42 ♥QJ984 ♦953 ♣A75

West ♠A7 ♥T7 ♦AT742 ♣9843

*S as RWPB page 177 N, N as RWPB page 177 S.*



# U3A Intermediate Bridge 2015-16



## Week 7 Set Hands

### Set hands

#	Dlr	Vul	Source	Dlr = Dealer, Vul = Vulnerability.	
6	E	E/W	RWPB page 175	A♠=N	
1	7	3S=	N 9	140	-
2	8	2NTx-1	S 7	-	100
Ref		4S=	N 10	420	



# U3A Intermediate Bridge 2015-16



## Week 7 Set Hands

### Set hands

#	Dlr	Vul	Source	Dlr = Dealer, Vul = Vulnerability.		
7	S	All	RWPB page 179			A♠=E
1	7	4H=	W 10	-	620	Well bid, underplayed
3	9	3H=	W 9	-	140	Underbid, underplayed
4	10	4H-1	W 9	100	-	Well bid, underplayed
Ref		4H+1	W 11	-	650	



# U3A Intermediate Bridge 2015-16



## Week 7 Set Hands

### Set hands

#	Dlr	Vul	Source				Dlr = Dealer, Vul = Vulnerability.
8	W	None	RWPB page 181				A♠=E
2	8	4H=	E 10	-	420	Well bid, well played.	
5	11	4H-1	E 9	50	-	Well bid, underplayed.	
Ref		4H=	E 10	-	420		



# U3A Intermediate Bridge 2015-16



## Week 7 Set Hands

### Set hands

#	Dlr	Vul	Source	Dlr = Dealer, Vul = Vulnerability.		
9	N	E/W	AR:BWSHH#79	A♠=N		
5	11	1NT+1	N 8	120	-	
Ref		3NT+1	N 10	430	-	