



# U3A Intermediate Bridge 2015-16




While waiting for 2pm

About half of you have played this hand in the past. Even so...

What does S bid after

N	E	S	W
3NT	P	?	



♠ A K 5 2  
 ♥ A K 9 5 2  
 ♦ A 9 7 3  
 ♣ -


AR:BAO#32



# U3A Intermediate Bridge 2015-16



Week 4 Summary part 3



Steve Bailey



# U3A Intermediate Bridge 2015-16



## Week 5 – The tournament

On **November 13** we will have a duplicate tournament, with dealt boards, no discussion, movements and a pair of wonderful (40p) trophies.

Organise yourselves into pairs and then into foursomes. There is no significance to the foursomes at all. Ensure all four WILL come, if only three come, none of the 3 will play.

We have “experts” available to pair with if you are having difficult sorting this out. Please email me for a list of possible experts .

**Please also email me with your list of four**, so I can prepare for the right number of people.

Please be here at least 5 minutes early so we can start play on the dot of 2pm. If you think that will be difficult, get here 15 minutes early instead.



# U3A Intermediate Bridge 2015-16




## While waiting for 2pm

About half of you have played this hand in the past. Even so...

What does S bid after

N	E	S	W
3NT	P	?	



- ♠ A K 5 2
- ♥ A K 9 5 2
- ♦ A 9 7 3
- ♣ -

- (a) Evaluate your hand
- (b) What does N:3NT mean?


*AR:BAO#32*



# U3A Intermediate Bridge 2015-16



## While waiting for 2pm



♠ A K 5 2  
 ♥ A K 9 5 2  
 ♦ A 9 7 3  
 ♣ -

N	E	S	W
3NT	P	?	

(a) 18HCP + L0♣.

(b) It is a conventional bid, meaning a solid long (L7+) minor headed by at least **AKQJ**. Nothing elsewhere. Can assume to be 7 tricks.

*So what does S bid?*




# U3A Intermediate Bridge 2015-16



## While waiting for 2pm

♠ 10 7  
 ♥ 6 3  
 ♦ 8 2  
 ♣ A K Q J 10 5 3



♠ A K 5 2  
 ♥ A K 9 5 2  
 ♦ A 9 7 3  
 ♣ -

N	E	S	W
3NT	P	6♣	

Your partner, N, has promised 7 tricks in a minor suit.

You have 5 tricks ♠AK ♥AK ♦A. So N must have ♣AKQJ.

Grand total 12. But with a void in clubs, you can't get to N's hand to make the tricks – unless clubs are trumps. Bid a club slam.

*AR's book bids 7♣. This can be achieved by trumping with the lower clubs.*



# U3A Intermediate Bridge 2015-16



## Week 4 Summary part 3

### **Where we've got to...**

In the last 2 sessions we've covered the first 8 chapters of Right Way to Play Bridge by Paul Mendelson. They were long sessions and you really need to revise the chapters (and extra material).

### **Conventions already discussed...**

Stayman & Weak stayman.

The Pudding Raise.

Major Suit Trial Bids.

Minor Suit Trial Bids (Stopper showing).

Fourth Suit Forcing

Gambling 3NT

**Chapter 9 is "Competitive Bidding".**



# U3A Intermediate Bridge 2015-16



## Week 4 Summary part 3

### Overcalls

Often overcalls are weak.

Overcall with a strong suit, even if a weak hand. If partner has some kind of fit, you may win the contract, [keeping the opponents from finding their fit.](#)

Overcalls may be sacrificial – good scores can result that way.

Overcalls may not gain the contract, but can still suggest a good lead to your partner.





# U3A Intermediate Bridge 2015-16



## Week 4 Summary part 3

### Simple Overcall

At the one level, bid a high quality L5+ suit with 2+ honours ([AK][KQJT]...) and 8+ points.

At the two level, bid a high quality long suit with 2+ honours ([AK][KQJT]...) and enough points.

Either L6+ with 10+ or L5+ with 12+  
(*No fear says L5+ with 11+ points*).

Prefer favourable vulnerability overcalls.

Use “SQOT”\* : suit length + number of honours in suit = maximum bid level. (eg L5 with 2h = 7 = 1level. Not good enough for a 2 level bid.)

(\* Suit Quality Overcall Test – this is not in RWPB, but is in Andrew Robson Books.)



# U3A Intermediate Bridge 2015-16



## Week 4 Summary part 3

### Simple Overcall

The main reason for overcalling is to obstruct your opponents.

The more obstructive, the weaker you can be.

Bidding a weak 1♥ over 1♠ is not really obstructive, while 1♠ over 1♦ is – removing both majors as 1 level responses – perhaps forcing responder to bid the 1NT “nothing better” bid.

Overcalling 2♣ is similar.



# U3A Intermediate Bridge 2015-16



## Week 4 Summary part 3

### **Responding to a simple overcall.**

With a weak hand (9- HCP), bid to the level of the fit. (*Bid to make the number of tricks that you have trumps between you.*)

Often this means you have to Pass.

With a good hand (10+HCP and L4+fit): **Bid opponents' suit at lowest level. This is forcing.** The **Unassuming Cue Bid**.

After the UAB, partner re-bids his suit at the lowest level if he is minimum.

If you have a NT type hand, respond as you would to opener but with 4 HCP more. (Thus 1NT is 10-13 not 6-9).

**Rarely change suit.** A long high quality suit. Often you will have L2+ weak cards in partner's minor suit and a quality L5+ major suit of your own.



# U3A Intermediate Bridge 2015-16



## Week 4 Summary part 3

### **Jump overcall.**

A jump overcall shows a high quality L6+ suit. With 11..15 HCP (2 level overcall) or 12..16 HCP at the 3 level.

### **Pre-emptive overcall**

A **double jump** shows L7+ suit with 10- HCP.

### **1NT overcall**

16..18 HCP reasonably balanced **with 2+ stoppers** in opponents' suit(s).

With a long **solid** suit (eg AKQJxx) you can reduce to only needing 1 stopper in their suit. *(You win with your stopper then win all (say) 6 of your long suit.)*



# U3A Intermediate Bridge 2015-16



## Week 4 Summary part 3

### Unusual NT Overcall.

*I think this is new material – correct me if we’ve already looked at it.*

There are 3 **natural** NT overcalls:

1NT

2NT in the “protective position”

– *To Be Discussed, RWPB page 170*

3NT over an opening pre-empt.

All other NT overcalls are “**unusual**” and show L5+, L5+ in the two lowest ranking unbid suits. It asks partner to show preference between them.

If you have already passed, an overcall of 1NT would be unusual.



# U3A Intermediate Bridge 2015-16



## Week 4 Summary part 3

### Unusual NT Overcall.

*Examples (their bids in parentheses):*

(1S) 2NT showing

P (1H) P (1S)  
1NT showing

(1H) P (4H) 4NT showing

(1D) P (1S) 2NT showing



# U3A Intermediate Bridge 2015-16



## Week 3 Play

### Play

Divide yourselves into pairs and then into tables.

This week I do not plan to ask you to move, in future weeks we may.

NS have the pair number of their table, N has his back to the screen.

EW have the pair number of their table plus 6.

When you have played a hand, pass it to the next numbered table in sequence. The highest numbered table passes to table 1.

And one last thing – **as part of the learning process** – I would like the partner of whoever has just bid to take whatever action is **standardly required** (announcing 1NT to be 12-14 points, ALERTing a conventional bid, ...) – **AND ALSO** to give a brief **description** to the other three players on what the bid means.

**Any questions?**

**Tea, coffee & biscuit. (20p)**


**PLAY**



# U3A Intermediate Bridge 2015-16



## Week 4 Summary part 3



The end

