




# U3A Intermediate Bridge 2015-16



While waiting for 2pm

♠ -  
 ♥ 10 9 8 7 6  
 ♦ A K  
 ♣ A J 10 9 x x

♠ J 10 x x  
 ♥ 5 4 3 2  
 ♦ -  
 ♣ K Q x x x



♠ A Q 9  
 ♥ A K Q J  
 ♦ Q J 10 9 8 7  
 ♣ -

♠ K x x x x x  
 ♥ -  
 ♦ x x x x x  
 ♣ x x

*This is from Peter W:*

The contract is 7H by S.  
W leads ♣K.

As south, how do you make your contract.

*It can be done – it took me several days to solve.*

*I won't give an answer today. I will give one at the next session.*


“x” means a little card that can't / won't win a trick.



# U3A Intermediate Bridge 2015-16



Week 2 Summary part 1



Steve Bailey



# U3A Intermediate Bridge 2015-16



## Week 2 ... of the week

### **Procedure of the week:**

Despite my asking three times last week (what I tell you three times is true), that opening leads are played FACE DOWN until the table is happy. At least two people got it wrong – maybe more, I wasn't watching. Train yourselves to do it like that instinctually.

### **Hint of the week:**

Count your cards 1..13 face down when you first take them out of the wallet.

Recount them when sorted in your hand by reciting the shape:

Balanced: 4333, 4432, 5332

Awkward: 4441


Distributional: 5422, 5431, etc. Think balanced and move cards from "5332". *This will help your feel for what shape you have.*



# U3A Intermediate Bridge 2015-16



## Week 2 Summary part 1



For the first couple of weeks, I'm going to summarise what we have covered over the last 3 years.

This will be more akin to an index or a contents list than a detailed description of the subject mentioned.

Read RWPB.

Read the previous years' presentations.

Some of the material has come from sources other than RWPB – I'll try to mention that as it arises.

There may (rarely) be new material here for the "oldies" amongst you. Revision does no harm.



# U3A Intermediate Bridge 2015-16



## Week 2 Summary part 1

### **Evaluating your hand.**

Use “HCP” (aka the Milton Point Count) to determine your basic strength. **Ace = 4, King = 3, Queen = 2, Jack = 1.**

RWPB adds 1 Point for every card over L4 immediately.

*I do not do that for the balanced hand 5332.*

*Some experts subtract 1 Point for a 4333 ultra-balanced hand.*

*Some experts add 1 Point for an abundance of 10s and 9s.*

*(Generally I will use HCP as the unit, and only refer to Points (Pts) when shortages are included – see next page)*



# U3A Intermediate Bridge 2015-16



## Week 2 Summary part 1

### **Evaluating your hand.**

Only when you have a fit, add shortage points:

If your partner first bid the suit (THEIR suit):

L0	5
L1	3
L2	1

If you first bid the suit (MY suit):

L0	3
L1	2
L2	1

(THEIR is longer than MY; 531 is bigger than 321.)



# U3A Intermediate Bridge 2015-16



## Week 2 Summary part 1

### **Evaluating your hand.**

If you fail to find a fit do not let bidding go too high.

If partner bids a suit you have a shortage in, your hand gets WORSE.

If partner bids a suit you have L3+, your hand improves.



# U3A Intermediate Bridge 2015-16



## Week 2 Summary part 1

### **Evaluating your hand.**

Once you have found a fit (L8+) you may use the [Losing Trick Count](#).  
(*Not in RWPB*).

Count how many of AKQ you will lose in each of 4 suits.

If you only have L2, only count for AK.

If you only have L1, only count for A.

If you have L0, you have 0 losers in that suit.

Add your actual losers to the assumed losers of your partner and subtract from 18 for an advisory bid level.





# U3A Intermediate Bridge 2015-16



## Week 2 Summary part 1

### Evaluating your hand.

#### Losing Trick Count:

Assume:

Opener 1 level	7LT
Opener strong 2 level	4LT
Responder 1 level	9LT
Responder 2 level	8LT
Overcaller	8LT
Take-out doubler	7LT.



# U3A Intermediate Bridge 2015-16



## Week 2 Summary part 1

### Opening the bidding

### Balanced hands 4333, 4432, 5332

0..11 HCP	Pass
12..14 HCP	1NT (or 1major if rebiddable L5major) <b>ANNOUNCE</b>
15..19 HCP	1long_suit <i>With 2 L4 suits, open 1H if possible, else open 1minor, weaker suit if both L4. Other authors have different suit advice.</i>
20..22 HCP	2NT <b>ANNOUNCE</b>
23+ HCP	2C <i>Conventional</i> <b>ALERT</b>

Other systems and other Acol variants use different ranges. That is why they are alerted/announced.



# U3A Intermediate Bridge 2015-16



## Week 2 Summary part 1

### Opening the bidding

0..5 Pts

6..9 Pts, L7+suit 1[AK] 2[QJT], 3- outside Pts

6..9 Pts otherwise

10..11 Pts, L6+ / Rule20

10..11 Pts, other shape

12..19 Pts

8..9.5 playing tricks

*This replaces the "20..22 Pts" you learnt previously*

10+ playing tricks

*This replaces the "23+ Pts" you learnt previously*

### Distributional

Pass

3long\_suit (*p65*)

Pass

1long\_suit *bid higher of equal,  
but if ♣♠, bid ♣*

Pass

1long\_suit

2long\_suit **ANNOUNCE "STRONG"**

2C Conventional **ALERT**

With 2 L5 or 2 L6 suits, bid higher of equal except ♣♠, bid ♣.



# U3A Intermediate Bridge 2015-16



## Week 2 Summary part 1

### Opening the bidding

### Awkward hand 4441

Your rebid will be forced to be a lie. Compensate for misleading partner by having some more points.

0..13- HCP	Pass ( <i>zero to a weak 13 HCP</i> )
13+..19 HCP	1suit <i>Open 1H if possible,</i> <i>else open 1minor, weaker suit if both L4.</i> <i>Other authors have different suit advice.</i>
16+ HCP	8..9½ playing tricks 2suit <b>ANNOUNCE “STRONG”</b>
16+ HCP	10+ playing tricks 2C <b>ALERT</b>

*Strong 2 is often quoted as 20..22 HCP and 2C as 23+.*



# U3A Intermediate Bridge 2015-16



## Week 2 Summary part 1

### Responding to opening 1NT

### Balanced

Priority is L8+ major fit. Then NT, lastly minor. Prefer to play minor fits as NT.

Add your points to opener's range (12..14). Bid to the limit of your total:

0..10	12..24	Pass	but see Weak Take Out below
11..12	23..26	2NT	but see Stayman
13..18	25..32	3NT	but see Stayman
19+	31+	4NT or more,	see details previous years.

0..10 and L5+**suit**, bid Weak Take Out of 2**suit** if **♦♥♠**.

0..10 and L6+**♣**, bid through Stayman 2**♣** to 3**♣** WTO.  
The weaker you are, the more important a WTO is.



# U3A Intermediate Bridge 2015-16



## Week 2 Summary part 1

### Responding to opening 1NT

### Balanced

**Stayman:** Seeking a major fit.

With L4major (NOT L5+major) (other major doesn't matter) and 11+ HCP bid Stayman asking for L4+major.

Opener replies 2♦ if none,

2♥ if L4+♥ (May also have L4+♠),

2♠ if L4+♠ and L3-♥.

If Opener replies 2♦ “none”, bid 2NT previously planned.

Bid on if a fit.

Can also bid “Weak Stayman” with 0..10 HCP and L4major, L5other\_major. Either a fit found or rebid L5suit as WTO.



# U3A Intermediate Bridge 2015-16



## Week 2 Summary part 1

### Responding to opening 1NT

### Other

Distributional hands with 12+ Pts are aiming at game.

10..11 HCP: Treat as 9 HCP with all suits L5-.

With L6+suits can add 2 or 3 Pts to think about Game.

If you do not WTO a distributional hand, you will be jumping and so heading for game.

After opener's 1NT, treat L6+minor hands as balanced.

Rarely play game in a minor suit.

3minor shows a hand with SLAM interest: Wild shape (eg 6511) and 16+ HCP.

L6+major, jump straight to 4major.

L5+major, bid 3 major allowing opener to choose between 3NT (only L2the\_major) or 4major (with L3+major).



# U3A Intermediate Bridge 2015-16



## Week 2 Summary part 1

### **Responding to opening 1suit**

### **Change the suit**

1new\_suit promises 6+ Pts and L4+new\_suit.

2new\_suit promises 8+ Pts and L4+new\_suit,  
except 1♠ - 2♥, which promises L5+♥.





# U3A Intermediate Bridge 2015-16



## Week 2 Summary part 1

### Responding to opening 1suit

### Support opener's suit

6..9 Pts L4+suit          2suit      *Occasionally with only L3suit*  
Prefer to support with 2suit on L3suit rather than bid 1NT.

10..12Pts L4+suit          3suit

OLD STYLE

13+Pts L4+suit          4suit

NEW STYLE

9-HCP, 13+Pts L4suit      4suit

13..15 HCP L4+suit No L1-      3NT      *Pudding raise, (almost) balanced.*

With the last category **but** some L1- suits, contemplate a splinter bid  
– not yet covered.



# U3A Intermediate Bridge 2015-16



## Week 2 Summary part 1

### **Responding to opening 1suit**

### **Jump Shift**

A jump shift shows a strong hand, is forcing to game and is seriously interested in a slam.

A Jump Shift, is a two round sequence. In the first round a new suit is bid with a jump (not a raise) (use STOP). The next bid by the jumper SETS the suit – no arguments.



# U3A Intermediate Bridge 2015-16



## Week 2 Summary part 1

### Opener's rebid

### Balanced

When you make an opening bid, already your rebids planned.

15..16 HCP	Balanced	1suit ... 1NT ( <i>or rather raise in NT</i> )
17..18 HCP	Balanced	1suit ... 2NT (use STOP) ( <i>or rather jump NT</i> )
19 HCP	Balanced	1suit ... 3NT (use stop)

If responder has replied 2suit, then 3NT is 17..19 HCP.

*Note that this is OLD STYLE. NEW STYLE (not in RWPB) divides the range up without using 3NT. No details available.*



# U3A Intermediate Bridge 2015-16



## Week 2 Summary part 1

### Opener's rebid

### Support Responder

If responder bid a major suit (L4major) and you have L4+major, you have a fit and a duty to support him immediately. *This has priority over a NT rebid.*

### Over a 1major response

12..15 Pts	Raise
16..18 Pts	Jump
19+ Pts	Game

### Over a 2major response

12..16 Pts	Raise
17..19+ Pts	Jump to game

*Note you may have started bidding with 19- HCP, but after finding a fit, may have 20+ Pts.*

*Use **Losing Trick Count** to see if a slam is plausible.*



# U3A Intermediate Bridge 2015-16



## Week 2 Summary part 1

### Opener's rebid

### Distributional hands

#### Single suited

L5suit	Rebid 2suit
Good L6suit	Rebid 3suit
Good L7suit	Rebid 4suit

#### Two suited

Rebid second suit, showing L5+first\_suit, L4+second\_suit

A Jump Rebid shows 17+ Pts and is forcing to game. Should be at least L5/L5.

#### Three suited 4441 or 5431

Show another L4 suit, unless your L3 suit is partner's major – then support the major.



# U3A Intermediate Bridge 2015-16



## Week 2 Summary part 1

### Opener's rebid

### Reverse

A bid then a rebid that forces responder to give preference at the 3 level is a **reverse**.

Only do a **reversing rebid** with 16+ Pts. Always have more cards in first suit than second suit. **A reverse is forcing for one round.**

Avoid a reverse by rebidding first suit instead.



# U3A Intermediate Bridge 2015-16



## Week 2 Summary part 1

**Opener's rebid**

**Trial bids and more**

Next time...



# U3A Intermediate Bridge 2015-16



## Week 2 Play

### Play

Divide yourselves into pairs and then into tables.

This week I do not plan to ask you to move, in future weeks we may.

NS have the pair number of their table, N has his back to the screen.

EW have the pair number of their table plus 6.

When you have played a hand, pass it to the next numbered table in sequence. The highest numbered table passes to table 1.

And one last thing – **as part of the learning process** – I would like the partner of whoever has just bid to take whatever action is **standardly required** (announcing 1NT to be 12-14 points, ALERTing a conventional bid, ...) – **AND ALSO** to give a brief **description** to the other three players on what the bid means.

**Any questions?**

**Tea, coffee & biscuit. (20p)**

**PLAY**





# U3A Intermediate Bridge 2015-16



## Week 2 Summary part 1



The end

(Set hand references follow.)



# U3A Intermediate Bridge



## Week 2 Set Hands

### Set hand sources

AR = Andrew Robson book

DPT = Duplicate Pairs tactics

HE&LTC = Hand Evaluation & Losing Trick Count

RAD = Rules Acronyms and Ditties

S&T = Stayman and transfers

SLAM = Slam

RWPB = Paul Mendelson course book.

*Most of the comments are from the perspective of Declarer. A comment such as “[underplayed](#)” may mean that Declarer played poorly or that the defenders played well.*



# U3A Intermediate Bridge 2015-16



## Week 2 Set Hands

### Set hands

#	Dlr	Vul	Source	Dlr = Dealer, Vul = Vulnerability.
1	N	None	AR:S&T#S3	A♠=S

1	7	3NT-2	N 7	-	100
2	8	3NT-4	N 5	-	200
Book	4S=	N 10	420	-	

*Bidding wrong.*



# U3A Intermediate Bridge 2015-16



## Week 2 Set Hands

### Set hands

**# Dlr Vul Source**      Dlr = Dealer, Vul = Vulnerability.

2 E    N/S    AR:S&T#S6      A♠=W

1	7	4S+1	W	11	-	450
4	10	4S=	E	10	-	420
Book		6S=	E	12	-	980

*Underbid and underplayed.*



# U3A Intermediate Bridge 2015-16



## Week 2 Set Hands

### Set hands

**# Dlr Vul Source** Dlr = Dealer, Vul = Vulnerability.

3 S E/W AR:S&T#S2 A♠=S

3	9	3NT-3	S	6	-	150
4	10	2NT=	S	8	120	-
BookA		3NT=	S	9	400	-
BookB		3NT+1	S	10	430	-

*Underplayed.*



# U3A Intermediate Bridge 2015-16



## Week 2 Set Hands

### Set hands

**# Dlr Vul Source** Dlr = Dealer, Vul = Vulnerability.  
 4 W All AR:RAD#AD2 A♠=S

3	9	2S+1	N 9	140	-
4	10	2NT-1	W 7	100	-
Book		3NT=	W 9	-	600

*9 let 3 steal their contract.. 10 underbid and underplayed.*



# U3A Intermediate Bridge 2015-16



## Week 2 Set Hands

### Set hands

**# Dlr Vul Source** Dlr = Dealer, Vul = Vulnerability.

5 N N/S RWPB Ch7 NS modified book, EW dealt.

N: ♠KQJ9876 ♥2 ♦842 ♣82 E: ♠2 ♥QT6 ♦Q96 ♣KQT965

S: ♠A ♥AK543 ♦A753 ♣743 W: ♠T543 ♥J987 ♦KJT ♣AJ

2 8 4S= N 10 620 -

3 9 3S+1 N 10 170 -

Target 4S= N 10 620 -

*Well done pair 2. Pair 3 played it right, but had underbid.*



# U3A Intermediate Bridge 2015-16



## Week 2 Set Hands

### Set hands

#	Dlr	Vul	Source	Dlr = Dealer, Vul = Vulnerability.		
6	E	E/W	AR:HE&LTC#17			A♠=E
2	8	2NT-3	N 5	-	150	
3	9	2D-2	S 6	-	100	
Wrong		2DX-4	S 4	800	-	
Right		1H+2	E 9	-	140	

*This was trying to show that S should not overcall – a worse result arises if he does.*

*I see that on table 3 the 2D contract was not doubled, nor defeated by “enough” tricks.*





# U3A Intermediate Bridge 2015-16



## Week 2 Set Hands

### Set hands

#	Dir	Vul	Source	Dir = Dealer, Vul = Vulnerability.	
7	S	All	AR:DPT#29		A♠=W
1	7	3S=	W 9	-	140
2	8	2S=	W 8	-	110
3	9	2S+1	W 9	-	140
Book		3S=	W 9	-	140

*Tables 2 & 3 – why didn't N overcall 3H?*



# U3A Intermediate Bridge 2015-16



## Week 2 Set Hands

### Set hands

**# Dlr Vul Source** Dlr = Dealer, Vul = Vulnerability.

8 S None AR:SLAM#2 A♠=S

1	7	4NT+1	N	11	460	-
2	8	3NT+2	N	11	460	-
Book		6NT=	N	12	990	-

*Underbid and underplayed.*



# U3A Intermediate Bridge 2015-16



## Week 2 Set Hands

### Set hands

#	Dir	Vul	Source	Dir = Dealer, Vul = Vulnerability.
9	N	E/W	AR:R&4SF#15	A♠=W

Unplayed.