




# U3A Intermediate Bridge 2014-15



Week 4 More Pre-emptive bidding



Steve Bailey



# U3A Intermediate Bridge 2014-15



## Week 4 More Pre-emptive bidding

Last week's presentation covered all of "Pre-emptive bidding" (PB), so this week's will be short.

Finding sources of deals that illustrate PB is hard, and most of those that have been found violate the guidelines in some way. This week's set deals are a mixture of a PB hand with the other hands being randomly dealt. Those deals do not have a recommended bidding, opening lead or playing strategy. However you can all compete with each other and see which table gets the best results.

A couple of the deals illustrate when not to PB.



# U3A Intermediate Bridge 2014-15



## Week 4 More Pre-emptive bidding

PB summary:

To open with a PB, you need:

- 6..9 HCP

- At most 3 HCP not in your suit

- L7+ suit

- At least 3 honours (from A K Q J T ) in suit

With L7 open 3suit.

With L8+ open 4suit. (*For now don't bother with opening 5suit.*)

You must expect to make at least 6 playing tricks.

Responder should bear this in mind – perhaps bidding 3NT if he has 3 playing tricks to make the 9 required.



# U3A Intermediate Bridge 2014-15



## Week 4 More Pre-emptive bidding

An interesting approach from Drina Vanner's "Bridge Bug 2":

First seat: Partner hasn't bid. Have 3 top honours, be aggressive.

Second seat: Partner hasn't bid and one opponent hasn't bid. Don't upset partner – he may have a strong hand. Have 2 of top three honours. Be constructive

Third seat: You are not pre-empting partner. At a favourable vulnerability, you can pre-empt on "almost anything".

Fourth seat: No-one to pre-empt. If you do PB, your suit must be solid. Otherwise pass.



# U3A Intermediate Bridge 2014-15



## Week 4 More Pre-emptive bidding

Also Bridge Bug's approach to responses:

Select between two plans: "Tricks" and "Trumps"

Tricks: You are relatively strong. Count Top tricks and with 3 (or 4 when non-vulnerable). Bid game in opening long major suit.

In minors, with a L3+ fit in partner's suit and stopper's in the other 3 suits and 3 top tricks bid 3NT. Rarely you can bid your own suit with a good L6+ suit.

Trumps: Sacrificial. Without the 3(4) Top tricks count trumps and bid to the level of your trump fit.



# U3A Intermediate Bridge 2014-15



## Week 4 Play

### Play

Divide yourselves into pairs and then into tables.

This week I do not plan to ask you to move, in future weeks we shall.

NS have the pair number of their table.

EW have the pair number of their table plus 6.

When you have played a hand, pass it to the next numbered table in sequence. The highest numbered table passes to table 1.

And one last thing – **as part of the learning process** – I would like the partner of whoever has just bid to take whatever action is **standardly required** (announcing 1NT to be 12-14 points, ALERTing a conventional bid, ...) – **AND ALSO** to give a brief **description** to the other three players on what the bid means.

**Any questions?**

**Tea & coffee.**


**PLAY**



# U3A Intermediate Bridge 2014-15



Week 4 More Pre-emptive bidding



The end



# U3A Intermediate Bridge 2014-15



## Week 4 Set Hands

### Set hands

All bar one are from Andrew Robson – “Bridge – Common Mistakes and How to Avoid Them” referred to as “CM”.

*It became apparent that some of AR's methods conflict with the guides in RWPB. This means that some of the hands were not bid as AR thinks best. Tricky.*

Book results in blue. U3A group results in red.

The rotation of the set hand is indicated by the position of the A♠.





# U3A Intermediate Bridge 2014-15



## Week 4 Set Hands

#	Dlr	Vul	Source	Dlr = Dealer, Vul = Vulnerability.	
1	N	None	CM#69	5C=; 3NT-2.	A♠=S
2	E	N/S	CM#70	3H-2; 3H-1; 4H-2.	A♠=S
3	S	E/W	CM#59	4SX= by S; 4SX-1 by S; 4SX-2 by S; 4H+1 by E.	A♠=S
4	W	All	CM#65	4S-1 by W; 3H+2 by N; 4S-2 by W.	A♠=S
5	N	N/S	CM#68	3NT= by S; 3D+2 by S; 3NT= by S; 4S-3 by N A♠=E; K♠↔Q♠; T♠ ↔ 9 ♠.	
6	E	E/W	CM#71	4S-1; 4S-1;	A♠=E



# U3A Intermediate Bridge 2014-15



## Week 4 Set Hands

#	Dlr	Vul	Source	Dlr = Dealer, Vul = Vulnerability.	
7	S	All	CM#71	3C+1 by W; 5C-2 by W.	A♠=E
8	W	None	CM#62	3NT=; 3NT+1; 2C=; 3C=.	A♠=N
9	N	E/W	SGB	5C+1; 43S-1 by N; 2C+2 by S.	A♠=S

Deal 9


N SAKQJH9765DT8654C-  
 E ST964HKQJ4DJ9CJ72  
 S S52H-DA732CAKQT643  
 W S873HAT832DKQC985



# Powerpoint tools and shapes



Not part of presentation



Bring RWPB

Bring pen or pencil.

Print Notes pages, 4 sheets per page, exclude last.

QPlus south cut and paste from non-max window:

150, 432 / 866, 529



# U3A Intermediate Bridge



## Week 4 Set Hands

### Set hand abbreviations

Dlr = Dealer

Dclr = Declarer

PR = Post Rotation

OV = Original Vulnerability

Rotn = Rotation

AR = Andrew Robson book

BAO = Bidding as opener

FIN = Finesse

OL = Opening lead

DBL = Double

S&T = Stayman and transfers

SLAM = Slam

OCALL = Overcalls

EB120625 = <http://www.stocton.org/eb120625.htm>



# U3A Intermediate Bridge



## Week 4 Set Hands

### Set hands

#	Dir	Vul	Source	Rotn	PROV	PRDclr
1	N	None	ARBAO#1	N→S	None	N
2	E	N/S	EB120625#10	None	N/S	E?
3	S	E/W	ARBAO#2	N→S	None	N
4	W	All	ARFIN#1	N→E	None	W
5	N	N/S	AROL#16	None	All	S
6	E	E/W	ARDBL#1	N→S	None	N
7	S	All	ARS&T#S1	None	All	S
8	W	None	ARSLAM#2	N→E	None	W
9	N	E/W	AROCALL#1	None	None	S



# U3A Intermediate Bridge 2014-15



## Week 4 Opening bids

### **Before we play**

Let us go round the room and try an opening bid each.

These are from Q-Plus Bridge. If a hand is a “pass”, you’ll each get another hand until it does have an opening bid.