




# U3A Intermediate Bridge 2014-15



Week 3 Pre-emptive bidding




Steve Bailey



# U3A Intermediate Bridge 2014-15



## Week 3 Travellers



Why aren't all four travellers in a board identical? After all, you all pass them to the player on your left to be checked.

Some examples...

*Verbal description of assorted problems given.*

What do YOU find difficult about filling in a traveller?



# U3A Intermediate Bridge 2014-15



## Week 3 Pre-emptive bidding

Pre-emptive bidding is something that is normally covered in a beginners group.

However Paul Mendelson puts it in his second book – after the beginners book.

And there is more to it than the simplistic methods you probably learnt initially.

RWPB Chapter 7 “Pre-emptive bidding”

RWPB Chapter 9 page 100 “Pre-emptive Overcalls”



# U3A Intermediate Bridge 2014-15



## Week 3 Pre-emptive bidding

The purpose of a pre-emptive bid (for the rest of this presentation “PB”) is to use up the opponent’s bidding space so that either they can’t find a fit or so that they end up overbidding and going down.

Often you will be left in your PB which will not make. Your bid needs to be sound enough that you don’t get too many undertricks.

3HX-2 non-vulnerable for -300 (**they** get 300) is a great result if your opponents could have made 4S (**they** get 420).



# U3A Intermediate Bridge 2014-15



## Week 3 Pre-emptive bidding

Simplistic guidelines:

To open with a PB, you need:

- 6..9 HCP

- At most 3 HCP not in your suit

- L7+ suit

- At least 3 honours (from A K Q J T ) in suit

With L7 open 3suit.

With L8+ open 4suit.

With your suit as trumps, you need to be able to expect to make at least all bar 2 of them at worst, and normally at least 6 tricks in the suit.

*All the above rules get bent a bit on occasion.*



# U3A Intermediate Bridge 2014-15



## Week 3 Pre-emptive bidding

More detail:

What you bid depends upon your seat round the table.

If your partner has not yet had a chance to bid, you are categorically stating you have no outside aces.

Your three of five honours in the suit should include one of top two honours (A K).

If partner has passed before you get to bid, the PB range can widen:

A little weaker, a little stronger (*5..10 perhaps?*)

You may have slightly more HCP outside your suit (eg an A)

Because partner has already passed, you cannot muck up **his** bid.

If L0 in a suit or L1 in a couple of suits, you can PB as if your suit was one longer.



# U3A Intermediate Bridge 2014-15



## Week 3 Pre-emptive bidding

For an open 4suit PB, the restriction on not much in the outside suit is lifted. BUT your bid long suit must still be a good suit.

*(Don't bother with opening 5suit PBs)*



# U3A Intermediate Bridge 2014-15



## Week 3 Pre-emptive bidding

Responding:

Partner holds L7+suit, so L1 is adequate support. Assume opener has 6 tricks, if you can contribute enough for game, bid it.

If you have a fit with partner's suit, and enough points (say 15+) bid 3NT.

Never change the suit as a rescue. A suit change is a game-try.

After responder's jump to Game, opener should pass, even if void.

When responding to PBs, take note of your As & Ks. Ignore your Qs & Js.





# U3A Intermediate Bridge 2014-15



## Week 3 Pre-emptive bidding

The Gambling 3NT

Another different PB is to open 3NT.

You need a L7+ minor suit headed by AKQJ and no more than one outside K. 13 HCP is your maximum. (Any more points and you should open with a strong 2 bid.)

Responder can hopefully work out what your suit is by what he is short of.

If he has cover for 2 other suits he can leave the 3NT to play.

If he is missing cover in two other suits, he should bid 4 of your minor suit. (If he really can't work out which suit, bid 4C to allow opener to correct to 4D.)



# U3A Intermediate Bridge 2014-15



## Week 3 Pre-emptive bidding

A pre-emptive overcall requires a similar hand to an opening PB.

A pre-emptive overcall is a double jump. Thus after 1H, 3S is preemptive, but after 1S, 4H is pre-emptive.

Responding to a PB overcall is the same as responding to an opening PB.



# U3A Intermediate Bridge 2014-15



## Week 3 Play

### Play

Divide yourselves into pairs and then into tables.

This week I do not plan to ask you to move, in future weeks we shall.

NS have the pair number of their table.

EW have the pair number of their table plus 6.

When you have played a hand, pass it to the next numbered table in sequence. The highest numbered table passes to table 1.

And one last thing – **as part of the learning process** – I would like the partner of whoever has just bid to take whatever action is **standardly required** (announcing 1NT to be 12-14 points, ALERTing a conventional bid, ...) – **AND ALSO** to give a brief **description** to the other three players on what the bid means.

**Any questions?**

**Tea & coffee.**


**PLAY**



# U3A Intermediate Bridge 2014-15



## Week 3 Pre-emptive bidding



The end

(Set hand references follow.)



# U3A Intermediate Bridge 2014-15



## Week 3 Set Hands

### Set hands

All bar one are from Andrew Robson – “Bridge – Common Mistakes and How to Avoid Them” referred to as “CM”.

*It became apparent that some of AR's methods conflict with the guides in RWPB. This means that some of the hands were not bid as AR thinks best. Tricky.*

Book results in blue. U3A group results in red.

The rotation of the set hand is indicated by the position of the A♠.



# U3A Intermediate Bridge 2014-15



## Week 3 Set Hands

#	Dlr	Vul	Source	Dlr = Dealer, Vul = Vulnerability.	
1	N	None	CM#69	5C=; 3NT-2.	A♠=S
2	E	N/S	CM#70	3H-2; 3H-1; 4H-2.	A♠=S
3	S	E/W	CM#59	4SX= by S; 4SX-1 by S; 4SX-2 by S; 4H+1 by E.	A♠=S
4	W	All	CM#65	4S-1 by W; 3H+2 by N; 4S-2 by W.	A♠=S
5	N	N/S	CM#68	3NT= by S; 3D+2 by S; 3NT= by S; 4S-3 by N A♠=E; K♠↔Q♠; T♠ ↔ 9 ♠.	
6	E	E/W	CM#71	4S-1; 4S-1;	A♠=E



# U3A Intermediate Bridge 2014-15



## Week 3 Set Hands

#	Dlr	Vul	Source	Dlr = Dealer, Vul = Vulnerability.	
7	S	All	CM#71	3C+1 by W; 5C-2 by W.	A♠=E
8	W	None	CM#62	3NT=; 3NT+1; 2C=; 3C=.	A♠=N
9	N	E/W	SGB	5C+1; 43S-1 by N; 2C+2 by S.	A♠=S

Deal 9

N SAKQJH9765DT8654C-  
 E ST964HKQJ4DJ9CJ72  
 S S52H-DA732CAKQT643  
 W S873HAT832DKQC985