



U3A Intermediate Bridge 2013-14



Week 4 NT as Defenders



Steve Bailey

Pauline Bailey



U3A Intermediate Bridge 2013-14



Week 4 NT as Defenders

This week we are looking at how to play a NT contract as one of the Defending pair.

Later we'll look at playing suit contracts.

Recall that Declarer has the advantage of being able to see the 26 cards of one partnership and will:

- Count top tricks and determine how many extra are needed;
- Source the extra tricks
 - by force
 - by length
 - by position.

As Defenders you have to prevent this working. You have an edge – you have the lead.

Refer to RWPB page 212 onwards:

“NT Contracts – The Defence”.



U3A Intermediate Bridge 2013-14



Week 4 NT as Defenders

Most of Declarers strategies are based round using long suits. You need to do this too.

Opening lead

- Choose a suit
- Choose a card in that suit

To some extent, these two interact, but generally choose the suit first.



U3A Intermediate Bridge 2013-14



Week 4 NT as Defenders

Opening lead - Choose a suit

Choose the longest suit in the combined Defender's hands.

If your partner has overcalled a suit, he will have L5+

If your partner has opened a suit, he will have L4+

If your partner has supported your suit, he likely has L3+

If Declarer / Dummy bid a suit, they are likely to have length in it.
Avoid it.

If Declarer / Dummy avoid Stayman, they are likely to have fewer cards in the majors.

If partner bid nothing, assume he has equal length in all suits and go with your longest.

In the case of apparently equal options, go with your stronger suit.

Prefer a suit headed by honours.



U3A Intermediate Bridge 2013-14



Week 4 NT as Defenders

Opening lead - Choose a card within the suit

- Top of an (honour headed) sequence of 3+
AKQ KQJ QJT JT9 T98
- Top of an (honour headed) broken sequence
2 cards, miss 1, 1 card
AKJ KQT QJ9 JT8 T97
- Top of an (honour headed) internal sequence
1 honour, miss 1..3, 1 honour, 1 in sequence
AQJ AJT AT9 KJT KT9 QT9
- Low from an honour, including
Fourth highest from longest and strongest to an honour.
This says return lead in this suit when you can partner.
- Top of rubbish
So 9 8 7 say "do not lead this back to me"
- *Not discussed: Top of doubletons, Singletons etc*



U3A Intermediate Bridge 2013-14



Week 4 NT as Defenders

Objective

To establish your long suit before Declarer establishes his, so that you can run and win the small cards in your suit.

To do this you may have to lose the lead several times.

Therefore you also have to regain it, so the long suit wants to be one where entries from other suits can be used to permit its lead.

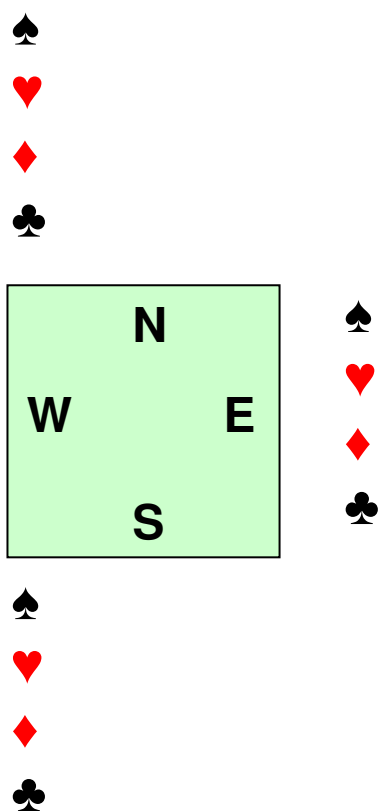


U3A Intermediate Bridge 2013-14



Week 4 NT as Defenders

♠ Q 5 4
 ♥ 6 5 3
 ♦ 8 6 3
 ♣ 9 7 5 4



N	E	S	W
1D	1S	2NT	P
3NT	End		

The correct opening lead here?

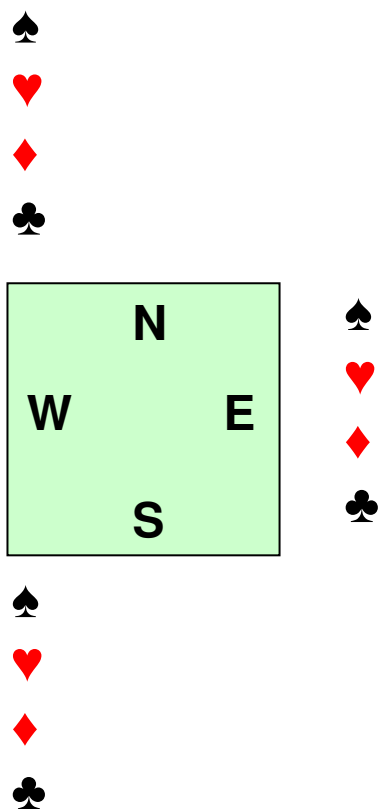


U3A Intermediate Bridge 2013-14



Week 4 NT as Defenders

♠ Q 5 4
 ♥ 6 5 3
 ♦ 8 6 3
 ♣ 9 7 5 4



N	E	S	W
1D	1S	2NT	P
3NT	End		

The correct opening lead here is 4♠.

The suit is Partner's bid suit.

With 3 to an honour, lead low.

Here 4♣ is the wrong suit and it has no honour.

Also Q♠, "top of partner's suit" is poor as S can win with K. Save the Q for a winner later.



U3A Intermediate Bridge 2013-14



Week 4 NT as Defenders

Defenders, Keep plugging away at the long suit. Do not jump from suit to suit.



U3A Intermediate Bridge 2013-14



Week 4 NT as Defenders

Generally when defending an NT contract, when Partner gets the lead, he should return the original led suit unless that was a “top of rubbish” lead or he has a very good alternative suit combined with outside entries to regain the lead.



U3A Intermediate Bridge 2013-14



Week 4 NT as Defenders

Consider the bidding in combination with the play so far, to locate key cards.

If declarer opened 1NT (12..14 HCP) and has played 12HCP already, then he can't hold the K you were worried about as well. So your partner must have it...



U3A Intermediate Bridge 2013-14



Week 4 NT as Defenders

Examples

As a group, we also bid and played a couple of hands from last week. Hopefully this clarified some of last week's points.



U3A Intermediate Bridge 2013-14



Week 4 Play

Play

Divide yourselves into pairs and then into tables. Fill in table slips.

NS have the pair number of their table.

EW have the pair number of their table plus 6.

When you have played a hand, pass it to the next numbered table in sequence. The highest numbered table passes to table 1.

And one last thing – **as part of the learning process** – I would like the partner of whoever has just bid to take whatever action is **standardly required** (announcing 1NT to be 12-14 points, ALERTing a conventional bid, ...) – **AND ALSO** to give a brief **description** to the other three players on what the bid means.

Any questions?

Tea & coffee.


PLAY



U3A Intermediate Bridge 2013-14



Week 4



The end

(Set hand references follow.)



U3A Intermediate Bridge 2013-14



Week 2 Set Hands

Set hands

All from Paul Mendelson "Bridge – Winning ways to play your cards"

#	Dlr	Vul	Source	
1	N	None	BWW #62	A♠=E
2	E	N/S	BWW #63	A♠=E
3	S	E/W	BWW #64	A♠=N
4	W	Both	BWW #65	A♠=E

Dlr = Dealer, Vul = Vulnerability.