




U3A Intermediate Bridge 2013-14



Week 2 Travellers and Bidding Summary



Steve Bailey

Pauline Bailey



U3A Intermediate Bridge 2013-14



Week 2 Travellers

I'm going to review them again as I know last week was the first time many of you had seen and used a traveller.

Normally there is only one traveller and it is in the pocket on the outside of the wallet. So that you all get experience, I put four travellers in each wallet, tucked into the card pockets. (And I am using the outside pocket for a review of the hand.)

The travellers and the review should only be looked at AFTER the hand has been bid and played.

The first thing to do when looking at a traveller is to check it has the board number written at the top. If it doesn't, please write it in – copy it from the number on the wallet.

You can use your crib sheet as a surface to make writing easier.



U3A Intermediate Bridge 2013-14



Week 2 Travellers

The traveller travels around the playing room, with the wallet, recording the results of each time it is played. At the end of the event the scorer takes the travellers and does some calculations to determine each pair's points and work out who has won the event.

Because people make mistakes (even in a real club) three different ways of determining the result are recorded on the sheet:

- The contract and under/over tricks

- The total number of tricks made

- The score

Please strive to get it RIGHT and LEGIBLE. It makes the scorer's life so difficult when badly recorded.

The entry is checked by the player to your left – an opponent:

- That allows correction of inadvertent mistakes

- And prevents deliberate cheating



U3A Intermediate Bridge 2013-14



Week 2 Travellers

Find the row for the N/S pair.

Beside that write in the E/W pair.

In the **contract** column, record the contract and result:

4S✓ 4S+1 4S-2 etc

Use a tick if the contract is made exactly

Use +1, +2, +3 etc to show overtricks

Use -1, -2, -3 etc to show undertricks

Use X to show a doubled contract 4SX✓

Use XX to show a redoubled contract 4SXX✓

Get the entire contract and result in one line neatly in the box. Please don't use two lines, please don't run into the next box. You will need to write quite small.

Rarely, when a board has all 4 players passing with no bids, write "passed out" beside the N/S and E/W pair numbers.



U3A Intermediate Bridge 2013-14



Week 2 Travellers

In the **By** column enter N, E, S or W according to who is declarer.

Generally ignore the **Lead** column. If you do fill it in, write the suit and denomination of the card initially lead by the player to the left of declarer.

eg 4C for the four of clubs

In the **Tricks** column, enter the total number of tricks (0..13) made by the declaring pair.

So a 4S-1 contract/result will have tricks as 9



U3A Intermediate Bridge 2013-14



Week 2 Travellers

Work out the score and determine which pair got positive points.

If N/S were declarer/dummy and made the contract, put the score in the **N/S+** column.

If they went down, put the penalty score in the **E/W+** column.

If E/W were declarer/dummy and made the contract, put the score in the **E/W+** column.

If they went down, put the penalty score in the **N/S+** column.

Ignore **Match points**.

Get it checked. ALL FOUR TRAVELLERS SHOULD BE IDENTICAL.



U3A Intermediate Bridge 2013-14



Week 2 Travellers

Last week only one board was played by all three tables. The scores were:

NS	EW	Contract	By	Tricks	NS+	EW+	<i>NS+1</i>
1	7	3NT-1	N	8		100	<i>-100</i>
2	8	3S [✓]	N	9	140		<i>+140</i>
3	9	3NT-2	N	7		200	<i>-200</i>
Book		3NT [✓]	N	9	600		<i>+600</i>

So the book got the best NS (declarer here) score (+600) and pair 9 got the best EW (defenders here) score (-200).



U3A Intermediate Bridge 2013-14



Week 2 Travellers

Things that went wrong last week:

Pair numbering wrong (can usually be worked out by scorer)

“Contract” (and result) unreadable

“By” differs between travellers and/or conflicts with recorded score

Score placed in the wrong column

“Contract”, “tricks”, and “score”, do not all match

... Sorry to have had to labour this.



U3A Intermediate Bridge 2013-14



Week 2 Bidding Summary

Evaluate your hand, SHAPE and HCP.

With a balanced hand ([simple version](#)):

0..11HCP	Pass	
12..14HCP	1NT	a limit bid, plan to rebid "pass"
15..19HCP	1suit	longest suit 1♥ if two L4 suits and L4♥ else 1minor plan to rebid "NT" at some level

And yet to be covered are

20..22HCP	2NT
23+HCP	2♣

[No Fear version](#):

15..19HCP	1suit	longest suit, higher ranking if 2 L4 except 1♥ if L4♥ and L4♠ plan to rebid "NT" at some level
-----------	-------	--



U3A Intermediate Bridge 2013-14



Week 2 Bidding Summary

The **more complex version** treats 5332 shape, with the L5 suit a rebidable major, as unbalanced - This is RWPB's recommendation.

The simple version is Andrew Robson's which I prefer. You can use either – agree what you do with your partner and tell your opponents.

Note that elsewhere (light openings) RWPB suggests you need L6 to make a suit rebidable...



U3A Intermediate Bridge 2013-14



Week 2 Bidding Summary

With an unbalanced hand (not 4441):

0..9HCP	Pass	
10..11HCP	1suit	if "Rule of 20" (AR) or L6suit (PM)
12..19HCP	1suit	plan your rebid first

And yet to be covered are

20..22HCP	2suit	(or 8..9 playing tricks)
23+HCP	2♣	(or 10+ playing tricks)
6..9HCP	3suit / 4 suit	Pre-emptive openings

Bid your longest suit. Bid higher ranking suit if 2 equal length,
except 1♣ if L5♣ and L5♠ (or L6♣ and L6♠)

Not all books always use higher ranking.



U3A Intermediate Bridge 2013-14



Week 2 Bidding Summary

With the awkward 4441 hand

0..13HCP Pass

14..19HCP 1suit

And yet to be covered are

20..22HCP 2suit (or 8..9 playing tricks)

23+HCP 2♣ (or 10+ playing tricks)

4441 Involves forced misleading, so Pass with 12..13HCP to reduce adverse consequences.

PM recommends

1♥ if you can

otherwise 1weaker_minor

Other books and No Fear Crib Sheet differ,



U3A Intermediate Bridge 2013-14



Week 2 Bidding Summary

Responding to a 1NT opening

If you have an L4+major, treat hand as unbalanced otherwise treat as balanced. (So 5431 with L5♣ L4♦ is treated as balanced.)

Balanced:

Simple maths, do you (could you) have enough for game / slam?

Enough (25HCP, 33HCP) bid it,

Nearly enough? Ask partner if minimum or maximum.

0..10HCP	Pass	
11-12HCP	2NT	Game? Ask if maximum
13..18HCP	3NT	Game
19..20HCP	4NT	Slam? Ask if maximum
21..22HCP	6NT	Slam
23..24HCP	5NT	Which slam? Ask
25+HCP	7NT	Grand slam



U3A Intermediate Bridge 2013-14



Week 2 Bidding Summary

Responding to a 1NT opening

Unbalanced:

0..10Pts, L5+suit	2suit	Weak Take Out
0..10Pts, "SRW"	2♣	Stayman
"SRW" is "Stayman rebid whatever" – you have a rebid whatever opener rebids. Think carefully first.		
0..10Pts, otherwise	Pass	
11..18Pts, L4major	2♣	Stayman
11..18Pts, L5major	3major	Opener: 3NT or 4major
11..18Pts, L6+major	4major	Game
19+Pts	Find fit and look for a slam	



U3A Intermediate Bridge 2013-14



Week 2 Bidding Summary

Opener's rebid to a 1NT opening

1NT = 12..14HCP.

Treat 13 as 12 or 14 depending upon whether a bad or good 13.

(Tens, Nines? Honour sequences?)

1NT – 2NT	12HCP	Pass
	14HCP	3NT

1NT – 3NT		Pass
-----------	--	------

1NT – 4NT	12HCP	Pass
	14HCP	6NT

1NT – 5NT	12HCP	6NT
	14HCP	7NT

1NT – 6NT		Pass
-----------	--	------

1NT – 7NT		Pass
-----------	--	------



U3A Intermediate Bridge 2013-14



Week 2 Bidding Summary

Responding to 1suit

0..5HCP	Pass		
L4+major_fit	6..9Pts	2major	A limit bid
	10..12Pts	3major	A limit bid
either	13..15Pts	4major	A limit bid
or	9-HCP, 13+Pts	4major, unbal	A WEAK bid
	13..15Pts	3NT, semi-bal	Pudding raise
	16+Pts	Jump in new L5+suit (forcing)	
Otherwise	6+Pts	1new_suit (major preferred)	
	9+Pts	2new_suit (if 1 new_suit impossible)	
	16+Pts	Jump in new L5+suit (forcing)	
Else	6..9Pts	1NT	(No better bid available)
	10..12HCP bal	2NT	
	13..15HCP bal	3NT	



U3A Intermediate Bridge 2013-14



Week 2 Bidding Summary

Other bidding covered

Reverses (briefly and insufficiently)

Opener needs 16+ Pts to bid two suits in an order that requires responder to bid 3 suit to choose the lower ranking.

Major suit fit trial bids

After 1♥ - 2♥ or 1♠ - 2♠ only

“I need help with this suit” (3 quick losers) 3problem_suit

Reply “I can help” 4fit_suit

“I can’t help” 3fit_suit

Minor suit stopper showing bids

After 1♣ - 2♣, 1♣ - 3♣, 1♦ - 2♦ or 1♦ - 3♦

Investigate if 3NT will be better than 5♣ or 5♦ if game likely

Show stopper by bidding suit.

Show no stopper by returning to fit_suit



U3A Intermediate Bridge 2013-14



Week 2 Bidding Summary

More other bidding covered

Showing Preference

EG 1A – 1NT – 2B

Responder can choose between
suit A & B

1A – 1NT – 2B – 2A

Responder prefers suit A

1A – 1NT – 2B – Pass

Responder prefers suit B

These bids may be L2- only and show NO extra points

Always choose first suit UNLESS LB 2+ more than LA



U3A Intermediate Bridge 2013-14



Week 2 Play

Play

Divide yourselves into pairs and then into tables.

This week I do not plan to ask you to move, in future weeks we shall.

NS have the pair number of their table.

EW have the pair number of their table plus 6.

When you have played a hand, pass it to the next numbered table in sequence. The highest numbered table passes to table 1.

And one last thing – **as part of the learning process** – I would like the partner of whoever has just bid to take whatever action is **standardly required** (announcing 1NT to be 12-14 points, ALERTing a conventional bid, ...) – **AND ALSO** to give a brief **description** to the other three players on what the bid means.

Any questions?

Tea & coffee.


PLAY



U3A Intermediate Bridge 2013-14



Week 2



The end

(Set hand references follow.)



U3A Intermediate Bridge 2013-14



Week 2 Set Hands

Set hands

All but 1 from Andrew Robson – Rules, Acronyms and Ditties

Hands in blue were identical to last week!

#	Dir	Vul	Source	Dir = Dealer, Vul = Vulnerability.
1	N	None	A&D #1 (5♣↔3♥)	A♠=W
2	E	N/S	A&D #2	A♠=N
5	N	N/S	GIBridge Sep14#17 (see next page)	A♠=E
6	E	E/W	A&D #6	A♠=W
7	S	Both	A&D #7	A♠=S
8	W	None	A&D #8	A♠=W
9	N	E/W	A&D #3	A♠=S
10	E	Both	A&D #16	A♠=E




U3A Intermediate Bridge 2013-14



Week 2 Set Hands

Set hand #5

(Guildford Institute Bridge Club, 2013-09-14, Board #17)

	(4) ♠KT9432 ♥976 ♦J4 ♣87	
(17) ♠A5 ♥AQ ♦Q762 ♣KQ965		(15) ♠Q87 ♥J3 ♦AK853 ♣AJ4
	(4) ♠J6 ♥KT8542 ♦T9 ♣T32	



U3A Intermediate Bridge 2013-14



Week 2 Results

In these results, the pair numbers are 1,2,3,4,7,8,9,10,N,E.

1 to 10 are genuine pairs, N and E are the book result for NS & EW.

For each board, the best NS and the best EW are highlit in red.

Board	NS	EW	Contract	By	Tricks	NS	EW
1	1	7	4H✓	N	10	420	-
	3	9	4H✓	N	10	420	-
	4	10	4H+1	N	11	450	-
	N	E	4H✓	N	10	420	-
2	1	7	4D-2	E	8	100	-
	4	10	4D-1	E	9	50	-
	N	E	3NT✓	E	9	-	400
5	1	7	5D+1	E	12	-	420
	2	8	3NT+4	E	13	-	520



U3A Intermediate Bridge 2013-14



Week 2 Results

Board	NS	EW	Contract	By	Tricks	NS	EW
6	2	8	3NT✓	W	9	-	600
	3	9	3NT+4	E	13	-	720
	4	10	3H+1	E	10	-	170
	N	E	4S-1	W	19	100	-
7	1	7	3NT-2	S	7	-	200
	2	8	3NT+1	S	10	630	-
	3	9	3NT-1	S	8	-	100
	4	10	3D✓	N	9	110	-
	N	E	3NT✓	N	9	600	-
8	1	7	3S✓	W	9	-	140
	4	10	4S-1	W	9	50	-
	N	E	4S-1	W	9	50	-



U3A Intermediate Bridge 2013-14



Week 2 Results

Board	NS	EW	Contract	By	Tricks	NS	EW
9	1	7	3H+1	N	10	170	-
	N	E	4SX-1	W	19	200	-
10	2	8	1NT-4	E	3	400	-
	3	9	2H+1	E	9	-	140
	N	E	4S✓	N	10	620	-