



# U3A Intermediate Bridge 2017-18



While waiting for 10am – Week 3

4S by E    Dlr=E Vul=NS


E	S	W	N
1S	P	2D	P
2S	P	3S	P
4S	-	-	-

{S}'s opening lead is ♥5.

Which do you play: ♥K or ♥J ?

And WHY?

♠ K52  
♥ KJ  
♦ A9654  
♣ J96



♠ AQT94  
♥ 74  
♦ 873  
♣ AKQ


♥ 5



# U3A Intermediate Bridge 2018-19



Week 3 Finessing



Steve Bailey



# U3A Intermediate Bridge 2018-19



## Autumn tournament

Each Autumn and each Spring we reserve one session for playing a standard duplicate event.

The Autumn event will be on November 9 (the first session of the month).

Please sort yourselves into pairs and **write down** your **agreed system**.

Then form yourselves into fours. The fours have no significance at all, other than ensuring each table is full. Anyone who says they will play should attend. If you fail to turn up, the other 3 in your group will not be able to play.

You can use the group email to send a message to all members of the group saying you are seeking a partner – or are a pair seeking another pair.

If necessary, it may be possible to find an external "expert" to partner someone. This will require a couple of weeks notice to arrange.

Please email me your fours (two pairs) as soon as possible. The event will be between 9 and 12 boards in 100 minutes with 20 minutes to score it and award the fine 40p party trophies to the winning pair.

Please arrive at least 10 minutes early to help set up and to shuffle.



# U3A Intermediate Bridge 2017-18



While waiting for 10am – Week 3

4S by E Dlr=E Vul=NS


E	S	W	N
1S	P	2D	P
2S	P	3S	P
4S	-	-	-

{S}'s opening lead is ♥5.

Which do you play: ♥K or ♥J ?

And WHY?

♠ K52  
♥ KJ  
♦ A9654  
♣ J96



♠ AQT94  
♥ 74  
♦ 873  
♣ AKQ

♥ 5



# U3A Intermediate Bridge 2017-18



While waiting for 10am – Week 3

**4S by E** Dlr=E Vul=NS

The missing honours are A & Q.  
They could be split in any of 4 ways.

If (a), no card will win.


If (b), play J now and either it wins or draws the A, then later K beats Q.

If (c), play K now to beat Q. Lose J later.

If (d), either will win J now and the K will likely lose to A later.

- (a) ♥AQ
- (b) ♥A
- (c) ♥Q
- (d) ♥-

♠ K52  
♥ KJ  
♦ A9654  
♣ J96



♠ AQT94  
♥ 74  
♦ 873  
♣ AKQ

- ♥5 (a)
- ♥Q5 (b)
- ♥A5 (c)
- ♥AQ5 (d)



# U3A Intermediate Bridge 2017-18



While waiting for 10am – Week 3

**4S by E** Dlr=E Vul=NS


The key is that {EW} have 4 x H and so {NS} have 9 x H.

So it is likely that both {N} and {S} have several H. A 5:4 split being most likely.

What is the meaning of the lead: 5H?

- (a) ♥AQ
- (b) ♥A
- (c) ♥Q
- (d) ♥-

♠ K52  
♥ KJ  
♦ A9654  
♣ J96



♠ AQT94  
♥ 74  
♦ 873  
♣ AKQ

- ♥5 (a)
- ♥Q5 (b)
- ♥A5 (c)
- ♥AQ5 (d)



# U3A Intermediate Bridge 2017-18



While waiting for 10am – Week 3

4S by E Dlr=E Vul=NS

What is the meaning of the lead:  
5H? Obviously unlikely to be a  
singleton given joint L9H.

Most likely is "4<sup>th</sup> highest to an  
honour". (Yes – even against a suit  
contract if there is nothing better to  
lead.)


Combine that with "Don't  
underlead an Ace" ({W} has the  
KH).

Says that {S} has an honour and it  
isn't AH, so it must be QH. And {N}  
must then have AH. (b)

Play JH now losing, but  
Play KH later beating QH.

- (a) ♥AQ
- (b) ♥A
- (c) ♥Q
- (d) ♥-

♠ K52  
♥ KJ  
♦ A9654  
♣ J96



♠ AQT94  
♥ 74  
♦ 873  
♣ AKQ

- ♥5 (a)
- ♥Q5 (b)
- ♥A5 (c)
- ♥AQ5 (d)



# U3A Intermediate Bridge 2018-19



## Week 3 Finessing

### Finessing

This session is about finessing and related methods.

It is making an "extra" trick by winning a trick with a card when your opponents have a card that can beat it. See <https://en.wikipedia.org/wiki/Finesse>.

Terminology: I have yet to find a clear definition, but I plan to use the word **finesse** as applying to the card I **have** and am trying to win rather than the one I am *missing*.

I use the term synonymously with "lead low to a beatable honour".

*Many of these slides ignore trumps. Perhaps it is a **NT contract**, perhaps the **trumps** have been **drawn**, perhaps the finesse is in the **trump suit**, perhaps **no-one is void** in the suit yet...*

*Obviously consideration must be given to having a finesse appear to "work" but yet be trumped – beware. Combine finesses with a timely drawing of trumps.*

Finesses are not dealt with in PM's RWPB, but he does cover them in the previous book "[Bridge for Complete Beginners](#)"





# U3A Intermediate Bridge 2018-19



## Week 3 Finessing

**Lead up to a beatable honour**

x x x

K x x x Assume "x" cards are all losers.

If we lead the K, the A will beat it – whether in {N} or {S} hand.



# U3A Intermediate Bridge 2018-19



## Week 3 Finessing

### Lead up to a beatable honour

x x x

K x x x Assume "x" cards are all losers.

If we lead the K, the A will beat it – whether in {N} or {S} hand.

If we lead low from {W} (the K being a beatable honour when A is missing) then we will win the K 50% of the time.

Or {W} x → x → K → A ↓ A in {S}, the "finesse" fails.

{W} x → x → K → x ① A in {N}, the "finesse" works.  
Their A and other honours all win later.



# U3A Intermediate Bridge 2018-19



## Week 3 Finessing

### Lead up to a beatable honour

x x x

K x x x Assume "x" cards are all losers.

If we lead the K, the A will beat it – whether in {N} or {S} hand.

If we lead low from {W} (the K being a beatable honour when A is missing) then we will win the K 50% of the time.

Or {W} x → x → K → A ↓ A in {S}, the "finesse" fails.

Or

{W} x → x → K → x ① A in {N}, the "finesse" works.  
Their A and other honours all win later.

Without extra information the location of the A is 50%-50%.

Opponents pausing to think often says who has a missing high card.

Rarely will {N} play A before K is played - it may still manage to kill K.

If {N} plays A early (perhaps to stop it being trumped), he gifts a trick to K.

{W} x → A → x → x ↓ We obviously don't play K on A,  
Later K → x → x → x ① but later we play K for one trick.



# U3A Intermediate Bridge 2018-19



## Week 3 Finessing

**With just one honour**

Assume "x" cards are all losers

Lead from {W}

x x x

A x x x We make 1 trick 100% of the time

x x x

K x x x 1 trick 50% of the time  
Needs {N} to have A

x x x

Q x x x 1 trick 25% of the time  
Needs {N} to have A K

x x x

J x x x 1 trick 12.5% of the time  
Needs {N} to have A K Q

With L4suit, there may be a length trick here if the opponents' cards split 3:3.



# U3A Intermediate Bridge 2018-19



## Week 3 Finessing

### Finessing

The archetypal finesse with just 2 honours:

x x x

A Q x x

If you lead from {E}, you will make 1 trick: A. (*The Q will always lose to K.*)

If you lead from {W}, you will make 1½ tricks:

A and then half the time Q.

That is 50% of the time you make two tricks and 50% just one.

If {N} has K you make A & Q.

If {S} has K you just make A.



# U3A Intermediate Bridge 2018-19



## Week 3 Finessing

### Finessing

What about with 3 honours with one missing?

x x x

A Q J x

You are "entitled" to 2 tricks, winning A J after losing Q→K.

If you finesse Q **successfully** and then you can repeat with J and win 3 tricks.

One extra.

{W}      x → x → Q → x    (1) The finesse wins. An eXtra Trick

Return to {W} hand

{W}      x → x → J → x    (2) The second finesse wins.

An "entitled" Trick.

{E}      A → x → x → x    (3) Top Trick.

If the missing L6cards split 3:3, then there is a length eXtra Trick. *The length trick may be available even if the finesse fails.*

*Be aware of hand communication.*

{E}      x → d → d → d    (4) Where "d" is a discard. Length XT.




# U3A Intermediate Bridge 2018-19



## Week 3 Finessing

### Do you finesse?

A specific example, with no outside information (eg bidding or earlier play):



Do you expect the Q finesse to work? You are missing **K T 5**.

There are 8 equally likely deals to consider:

{N}	{S}	Result
K T 5	-	Finesse works
K T	5	Finesse works
K 5	T	Finesse works
K	T 5	Overtaking works, Q now master.
T 5	K	Finesse fails. <i>If {S}'s L1 suit known, K could have been drawn</i>
T	K 5	Finesse fails
5	K T	Finesse fails
-	K T 5	Finesse fails

So it works 4 times out of 8 : 50%




# U3A Intermediate Bridge 2018-19



## Week 3 Finessing

### Outside information

What information might tell you whether the finesse will work?



Maybe {N} opened "3OtherSuit" showing L7OtherSuit.

In that case {N} only has 6 "slots" for "K(YourSuit)" while {S} has 13.

So K is more likely ( $13/19 = 68\%$ ) to be in {S} hand.

Expect the finesse to only work 32% of the time.

Alternatively, had {S} opened "3Othersuit" then the finesse is 68% likely to work.

You can get more information from the bidding and from the play...






# U3A Intermediate Bridge 2018-19



## Week 3 Finessing

### Deep finesses



Missing            K J x x

How should this be played?

It depends on what you want to achieve:

If you want to make 1 trick play A (100%)

If you want to make 2 tricks you could try the Q finesse (50%) or you could try the deeper 10 finesse. That raises 2 tricks to 75% and getting 3 tricks to 25% - but the likelihood is that the first finesse will fail (75%).

There is one guaranteed length trick (L5 with L4 missing) and likely 2 length tricks if the split is 3:1 or better.



# U3A Intermediate Bridge 2018-19



## Week 3 Finessing

### Deep finesses



The key to deep finesses is to realise that they increase the chances of a finesse working BUT the first of the two finesses **should be expected to fail**.

Similarly with other missing cards. Eg:



If both KQ are in one hand, the A can only beat one. There will be 1..3 length winners – depending upon split. Using finesses, you should get either 3 or 4 tricks.



# U3A Intermediate Bridge 2018-19



## Week 3 Finessing

### Deep finesses

How about

K x x x

?

A T 9 x x

?

Missing Q J x x

Lead from {W} towards the 10 9.

If the finesse works, great. If it doesn't, you can try again.

BUT if the first trick went  $x \rightarrow x \rightarrow 10 \rightarrow J$  you have drawn two of the missing 4 cards: Q J x x .

So holding AK, there is no need to finesse again, just draw the Q x and then take your length winners.





# U3A Intermediate Bridge 2018-19



## Week 3 Play

### Play

NS have the pair number of their table, N has his back to the stage.  
EW have the pair number of their table plus 8.

Play boards in sequence. Have an incoming pile and an outgoing pile. Pass outgoing to next lower numbered table – Table 1 to highest table.

Many boards have instructions on coloured card. **The appropriate people should read each card at the time it says and follow its instructions.**

**If you play a board twice, record second play on traveller with pair numbers PLUS TEN (eg 1 v 9 becomes 11 v 19)**

**As part of the learning process** – I would like the partner of whoever has just bid to take whatever action is **standardly required** (eg announcing 1NT to be 12-14 points, ALERTing a conventional bid, ...) – **AND ALSO** to give a brief **description** to the other three players on what the bid means.

*If you wish to fill in a personal results card, they are available here. They are commonly used at duplicate clubs.*

**Any questions?**

**Tea / coffee & biscuit. (20p)**


**PLAY**



# U3A Intermediate Bridge 2018-19



Week 3



The end

Week 3 set hand  
references follow.



# U3A Intermediate Bridge 2018-19



## Week 3 Set hands

### Set hand sources

AR:Finesse      Andrew Robson : Bridge Lessons "Finesses"

DVD~BM:FIN      Bernad Magee's DVD "Finesses"

Many of the DVD deals only specified 2 hands.

The other two hands were shuffled and dealt.

===

Blue results as played.

Red results are reference results.

Boards as played are rotated compared to the book presentation (which mostly make South dealer). Rotation defined by position of A♠.



# U3A Intermediate Bridge 2018-19



## Week 3 Set hands

#	Dir	Vul	Source	Dir = Dealer, Vul = Vulnerability.			
1	N	None	AR:Finesse#1				A♠=N
1	9	3NT=	N 9	400	-		
2	10	3NT-1	N 8	-	50		
3	11	3NT-2	N 7	-	100		
4	12	3NT+1	N 10	430	-	This result due to unusual opening lead	
Ref		3NT=	N 9	400	-		





# U3A Intermediate Bridge 2018-19



## Week 3 Set hands

#	Dir	Vul	Source	Dir = Dealer, Vul = Vulnerability.			
2	E	NS	AR:Finesse#2				A♠=W
1	9	4H-1	E	9	50	-	
2	10	4H-2	E	8	100	-	
3	11	4H=	E	10	-	420	
4	12	4H=	E	10	-	420	
Ref a		2H+2	E	10	-	170	
Ref b		3H+1	E	10	-	170	



# U3A Intermediate Bridge 2018-19



## Week 3 Set hands

#	Dir	Vul	Source	Dir = Dealer, Vul = Vulnerability.			
3	S	EW	DVD~BM:FIN#25:40			A♠=S	
1	9	4S+1	S	11	450	-	Good result, non-RWPB bidding.
2	10	3S-1	S	8	-	50	
3	11	3NT-2	S	7	-	100	
4	12	3NT+1	S	10	430	-	
Ref		3NT+1	S	10	430	-	



# U3A Intermediate Bridge 2018-19



## Week 3 Set hands

# Dlr Vul Source Dlr = Dealer, Vul = Vulnerability.

4 W All DVD~BM:FIN#35:00

A♠=W

1	9	3NT-1	W	8	100	-
2	10	3NT-1	W	8	100	-
3	11	3NT-1	W	8	100	-
4	12	3NT+2	E	11	-	660
Ref		3NT+2	W	11	-	660



# U3A Intermediate Bridge 2018-19



## Week 3 Set hands

# Dlr Vul Source Dlr = Dealer, Vul = Vulnerability.

5 N NS DVD~BM:FIN#53:30

A♠=S

2 10 4S= N 10 620 -

3 11 4S= N 10 620 -

4 12 3NT= S 9 600 -

Ref 4S= N 10 620 -



# U3A Intermediate Bridge 2018-19



## Week 3 Set hands

# Dlr Vul Source Dlr = Dealer, Vul = Vulnerability.

6	E	EW	<i>DVD~BM:FIN#1:00:00</i>				A♠=E
1	9	4S-1	E	9	100		
2	10	4S-1	E	9	100		
3	11	4S-1	E	9	100		
4	12	4S=	E	10	-	620	
Ref		4S+2	E	2	-	680	



# U3A Intermediate Bridge 2018-19



## Week 3 Set hands

**# Dlr Vul Source** Dlr = Dealer, Vul = Vulnerability.

7 S All DVD~BM:FIN#1:17:30

A♠=S

Not played



# U3A Intermediate Bridge 2018-19



## Week 3 Set hands

# Dlr Vul Source

Dlr = Dealer, Vul = Vulnerability.

8 W None AR:Finesse#4var

A♠=W


Not played



# U3A Intermediate Bridge 2018-19



Week 3



The very end