



# U3A Intermediate Bridge 2017-18



While waiting for 10am – Week 17

## While you are waiting:

What is your plan, as South, in 6♦, with a ♥K opening lead by W?

♠ 7 2  
♥ 8 3  
♦ K Q J 5 2  
♣ A Q 6 5

♥K


♠ A K 4 3  
♥ A 9  
♦ T 9 7 6 4  
♣ K 8



# U3A Intermediate Bridge 2017-18



Week 17 Review of last week



Steve Bailey



# U3A Intermediate Bridge 2017-18



While waiting for 10am – Week 17

## While you are waiting:

What is your plan, as South, in 6♦, with a ♥K opening lead by W?

♠ 7 2  
♥ 8 3  
♦ K Q J 5 2  
♣ A Q 6 5

♥K

♠ A K 4 3  
♥ A 9  
♦ T 9 7 6 4  
♣ K 8

This is a repeat of the "While you are waiting" for year 6 week 1 (2017-09-08).

See that file for the answer.



# U3A Intermediate Bridge 2017-18



## Week 17 Introduction

My initial plan was to make this, the final session of the (academic) year a Question and Answer session.

However I got a couple of questions about last week's hands last week. So let's start with a review.

Hopefully we will have time for less structured discussion shortly.

Where the deal is taken from a published book which discusses that deal, I do not want to directly lift it. Therefore I am using "H" (honour) and "x" (spot card) to disguise the hands for discussion purposes.



# U3A Intermediate Bridge 2017-18



Week 17 Review of last week

**Board 1**

Bidding



# U3A Intermediate Bridge 2017-18



## Week 17 Review of last week

**Board 1** Dlr=N Vul=None

N	E	S	W
4432	4333	4333	5332
15HCP	10HCP	4HCP	8HCP

With 15 HCP and a balanced hand, the EBU open 1D and *RWPB* opens the weaker of two L4Minors, so 1D.

With no L5suit and 15- HCP, E passes.


S has 5- Pts and passes.

W has enough Pts to overcall at the 1 level and 1H is higher than 1D/1C, so he overcalls, showing 8+ Pts, L5+H and 2+Hh.

**1D/1C P P 1H**

♠ H x x  
 ♥ x x  
 ♦ H H H x  
 ♣ H H x x

♠ H H x  
 ♥ H H H x x  
 ♦ x x  
 ♣ x x x



♠ x x x x  
 ♥ H H x  
 ♦ H H x  
 ♣ H H x

♠ H x x  
 ♥ x x x  
 ♦ x x x x  
 ♣ x x x




# U3A Intermediate Bridge 2017-18



## Week 17 Review of last week

♠ H x x  
 ♥ x x  
 ♦ H H H x  
 ♣ H H x x

♠ H H x  
 ♥ H H H x x  
 ♦ x x  
 ♣ x x x



♠ x x x x  
 ♥ H H x  
 ♦ H H x  
 ♣ H H x

♠ H x x  
 ♥ x x x  
 ♦ x x x x  
 ♣ x x x

**Board 1** Dlr=N Vul=None

N	E	S	W
4432	4333	4333	5332
15HCP	13HCP	4HCP	8HCP
<b>1D/1C</b>	<b>P</b>	<b>P</b>	<b>1H</b>

With 5-Pts opposite, and a balanced hand, N passes.

E has a very balanced hand with 2 honours in each good suit. He will do no trumping, so is likely to make the same number of tricks in H and NT. Bid NT to get the extra 10 points on the score.

See No Fear Bridge Cribsheet. "With 13..14 HCP and stopper in opponent's suit bid 2NT."

**P #2NT**



# U3A Intermediate Bridge 2017-18



## Week 17 Review of last week

**Board 1** Dlr=N Vul=None

N	E	S	W
4432	4333	4333	5332
15HCP	13HCP	4HCP	8HCP

1D/1C	P	P	1H
P	#2NT	P	P
P			

2NT= by E for +120


E should NOT bid to the fit with 2H. That shows a weak 10- Pts hand. This is 13 HCP. If E does bid 2H, W raises to 3H. *On table 1 this made for a top score.*

**How** did E get into 2S-1?

Overcalling 2S with only L4S and no honours? **Never.**

♠ H x x  
 ♥ x x  
 ♦ H H H x  
 ♣ H H x x

♠ H H x  
 ♥ H H H x x  
 ♦ x x  
 ♣ x x x



♠ x x x x  
 ♥ H H x  
 ♦ H H x  
 ♣ H H x

♠ H x x  
 ♥ x x x  
 ♦ x x x x  
 ♣ x x x





# U3A Intermediate Bridge 2017-18



Week 17 Review of last week

## **Board 2**

Results and planning (*or planning and results!*)



# U3A Intermediate Bridge 2017-18



## Week 17 Review of last week

#	Dir	Vul	Source	Dir = Dealer, Vul = Vulnerability.			
2	E	NS	REM#p62				A♠=E
1	9	3NT-3	E	6	150	-	No planning, isolated from L5C
2	10	4NT=	E	10	-	430	Presumably investigating a slam
Ref		3NT=	E	9	-	400	

3NT-3 or 3NT=. The difference is in making a plan at trick 1 before playing a card from dummy.

How to make a plan?

**Evaluate your Top Tricks.**

**Invent your eXtra Tricks and consider your losers.**

**Work out what order you have to do things in.** Generally take losers early.



# U3A Intermediate Bridge 2017-18



## Week 17 Review of last week

### To plan...

**Evaluate your Top Tricks.** These are how many master cards you have between declarer and dummy, so A is 1, AK is 2, ..., AKQJT is 5.

On rare occasions, you may be able to count AKQJxxx as 7 if you can guarantee the opponents will have run out of the suit by the time you lead the "x" cards. EG, you have KQJxxxx opposite Ax which is 9 cards, so even if the opposition have T987 in one hand, they will fall to the AKQJ.

Ignore any suits where you do NOT have the A.

EG	952	+	AKJ	is 2 top tricks: AK. There may be a J finesse, but that is an extra trick, not a top trick.
	KQ	+	A8	is also 2 top tricks: although you have AKQ, you can only make 2 tricks here.
	KQ2	+	A8	is 3 top tricks: AKQ. Win A first, then KQ.
	KQJ84	+	752	is NO top tricks.



# U3A Intermediate Bridge 2017-18



## Week 17 Review of last week

**To plan:** Evaluate your **Top Tricks**, then

### **Invent your eXtra Tricks:**

See what you can make after losing a trick or two.

Assume your highest cards lose to the highest missing cards.

EG KQJ84 + 752

K loses to A, 2 also played.

Q is now a master, 5 played.

J is now a master, 7 played.

You started with 8 cards, missing AT963. The most likely situation is a 3:2 split, so your opponents will be out of the suit after 3 rounds, so 8 and 4 would both be masters for 4 winners from 5 tricks.

If it turns out that the split is 4:1, the 4 will lose and 8 win. 3 winners from 5 tricks.

If the split is 5:0 then both 8 & 4 lose, don't play tricks 4 and 5 and get 2 winners from 3 tricks.

Start by hoping for best split. Develop methods for coping with adverse splits later.



# U3A Intermediate Bridge 2017-18



## Week 17 Review of last week

**To plan:** Evaluate your **Top Tricks**, then

**Invent your eXtra Tricks (2):**

See what length tricks you can make.

Consider Finesses – has the bidding given guidance about whether it may work or which way to take it?

**Work out HOW to make your extra tricks.**

If you are planning to make QJ84 having lost K→A, make sure you have a means of getting to the hand with QJ84. You may need to deliberately NOT play high cards in one hand to maintain entries.

Count your lost tricks. Beware of saying "I can make 10 tricks if I lose 4" – that is 14 tricks and isn't real.

Look to see if any of you losers set up your opponents for their own run.

And then play your card from Dummy.



# U3A Intermediate Bridge 2017-18



Week 17 Review of last week


**Board 2** Dlr=E Vul=NS

E	S	W	N
1D	P	2C	P
2NT	P	3NT	P
P	P		

**Make a plan:**

Top Tricks?

♠ 9 5 2  
 ♥ K Q  
 ♦ J T 5  
 ♣ K Q J 8 4



♠ A K J  
 ♥ A 8  
 ♦ A 7 4 3 2  
 ♣ 7 5 2

Opening lead

♥ J



# U3A Intermediate Bridge 2017-18



## Week 17 Review of last week

**Board 2** Dlr=E Vul=NS

E	S	W	N
1D	P	2C	P
2NT	P	3NT	P
P	P		

**Make a plan:**


Top Tricks ~

S:AK H:AK D:A C:- = 5 tricks

Want 4 more to make the contract and 5 or more would be nice. *How many can we make?*

*eXtra Tricks?*

♠ 9 5 2  
♥ K Q  
♦ J T 5  
♣ K Q J 8 4



Opening lead

♥ J

♠ A K J  
♥ A 8  
♦ A 7 4 3 2  
♣ 7 5 2



# U3A Intermediate Bridge 2017-18



## Week 17 Review of last week

**Board 2** Dlr=E Vul=NS

E	S	W	N
1D	P	2C	P
2NT	P	3NT	P
P	P		

**Make a plan:**

TT ~ S:AK H:AK D:A C:- = 5.

*eXtra Tricks ~*

Spades:

Finesse JS – need QS in N, 50%


Hearts:

None

Diamonds: with joint L8D, maybe they split 3:2, in which case E's L5D makes 2 x length tricks.

Clubs: Lose K win QJ. Also 2 x length.

♠ 9 5 2  
♥ K Q  
♦ J T 5  
♣ K Q J 8 4



♠ A K J  
♥ A 8  
♦ A 7 4 3 2  
♣ 7 5 2

Opening lead

♥ J






# U3A Intermediate Bridge 2017-18



## Week 17 Review of last week

♠ 9 5 2  
♥ K Q  
♦ J T 5  
♣ K Q J 8 4



Opening lead  
♥ J

♠ A K J  
♥ A 8  
♦ A 7 4 3 2  
♣ 7 5 2

**Board 2** Dlr=E Vul=NS

E	S	W	N
1D	P	2C	P
2NT	P	3NT	P
P	P		

**Make a plan:**

TT ~ S:AK H:AK D:A C:- = 5.

XT~ Finesse JS, 50%

*No hearts*

2 x length D if 3:2 split

C:QJ after KC→AC

2 x length C if 3:2 split

Win 11.5 tricks, lose 3 (AC, KD, QD) = 14.5 tricks. Too many.

Many entries to E hand.

May need QH to get to

2 x length C. Save QH.



# U3A Intermediate Bridge 2017-18



Week 17 Review of last week

**Board 6**

Opening lead



# U3A Intermediate Bridge 2017-18



## Week 17 Review of last week

**Board 6** Dir=E Vul=EW

<b>E</b>	<b>S</b>	<b>W</b>	<b>N</b>
P	1NT!	P	P
P			

The lead by W makes a big difference here.

Recommended: Top of internal sequence of 3+: **A - - J T**, lead **JD**.


Not as good: Fourth highest of longest and strongest to an honour: D:AJT52 : **5D**.

In this case trick 1 goes:

5D	6D	8D	9D
----	----	----	----

Winning an unexpected trick with 9D. Thus 1NT= not 1NT-1.

♠ K 8 3  
 ♥ 8 6  
 ♦ A J T 5 2  
 ♣ 7 6 5





# U3A Intermediate Bridge 2017-18



## Week 17 Q & A

**Any questions** – about anything bridge related.

*I may well let you answer each others questions.*



# U3A Intermediate Bridge 2017-18



## Week 17 Play

### Play

NS have the pair number of their table, N has his back to the stage.  
EW have the pair number of their table plus 8.

Play boards in sequence. Have an incoming pile and an outgoing pile. Pass outgoing to next lower numbered table – Table 1 to highest table.

Many boards have instructions on coloured card. **The appropriate people should read each card at the time it says and follow its instructions.**

**If you play a board twice, record second play on traveller with pair numbers PLUS TEN (eg 1 v 9 becomes 11 v 19)**

**As part of the learning process** – I would like the partner of whoever has just bid to take whatever action is **standardly required** (eg announcing 1NT to be 12-14 points, ALERTing a conventional bid, ...) – **AND ALSO** to give a brief **description** to the other three players on what the bid means.

*If you wish to fill in a personal results card, they are available here. They are commonly used at duplicate clubs.*

**Any questions?**

**Tea / coffee & biscuit. (20p)**


**PLAY**



# U3A Intermediate Bridge 2017-18



Week 17



The end

Week 17 set hand  
references follow.



# U3A Intermediate Bridge 2017-18



## Week 17 Set hands

### Set hand sources

PCB                      Practice : Continuing Bridge by EBU  
u3ab\_113                Played at this group week 13 year of year 1

===

Blue results as played.

Red results are reference results.

Boards as played are rotated compared to the book presentation (which mostly make South dealer). Rotation defined by position of A♠.



# U3A Intermediate Bridge 2017-18



## Week 17 Set hands

#	Dir	Vul	Source				Dir = Dealer, Vul = Vulnerability.
1	N	None	PCB#S7H1				A♠=E
1	9	5D+1	N	12	420	-	
2	10	5D+1	N	12	420	-	
Ref a		5D+1	N	12	420	-	
Ref b		6D=	N	12	920	-	
Ref c		5Sx-2	E	9	300	-	An excellent sacrifice

Note that 6D-1 would be very bad for NS, whilst 5Sx-3 would be bad for EW.





# U3A Intermediate Bridge 2017-18



## Week 17 Set hands

#	Dir	Vul	Source				Dir = Dealer, Vul = Vulnerability.
2	E	NS	PCB#S7H2				A♠=E
1	9	3NT-3	E	6	150	-	No planning, isolated from L5C
2	10	4NT=	E	10	-	430	Presumably investigating a slam
Ref		3NT=	E	9	-	400	

E shouldn't make 10 tricks, but he should make 9.



# U3A Intermediate Bridge 2017-18



## Week 17 Set hands

#	Dir	Vul	Source	Dir = Dealer, Vul = Vulnerability.			
3	S	EW	PCB#S7H3				A♠=S
1	9	1NT+1	W 8	-	120		
2	10	2S+1	S 9	140	-		
Ref a		2S=	S 8	110	-		
Ref b		1NT?	W ?	?	?	Not evaluated.	



# U3A Intermediate Bridge 2017-18



## Week 17 Set hands

# Dlr Vul Source Dlr = Dealer, Vul = Vulnerability.

4 W All PCB#S7H4

A♠=E

1 9 3D= N 9 110 -

2 10 3D= N 9 110 -

Ref 3S+1 E 10 - 170



# U3A Intermediate Bridge 2017-18



## Week 17 Set hands

**# Dlr Vul Source**

Dlr = Dealer, Vul = Vulnerability.

5 N NS *PCB#S7H4*

A♠=W

Not played



# U3A Intermediate Bridge 2017-18



## Week 17 Set hands

**# Dlr Vul Source**

Dlr = Dealer, Vul = Vulnerability.

6 E EW PCB#S7H6

A♠=W

Not played



# U3A Intermediate Bridge 2017-18



## Week 17 Set hands

**# Dlr Vul Source**

Dlr = Dealer, Vul = Vulnerability.

7 S All PCB#S7H7

A♠=W

Not played



# U3A Intermediate Bridge 2017-18



## Week 17 Set hands

# Dlr Vul Source

Dlr = Dealer, Vul = Vulnerability.

8 W None *u3ab\_113#4*

A♠=W


1	9	4S-1	W	9	50	-
Ref		3S=	W	9	-	140



# U3A Intermediate Bridge 2017-18



Week 17



The very end