




U3A Intermediate Bridge



Week 5 Responding to 1suit



Steve Bailey
Pauline Bailey

We will run a proper duplicate event at the Dec 14th meeting. Please sign in today and sign up (by end of Nov 16th session) as to whether you will or will not be here on Dec 14th. We want to ensure that there are full tables of 4.



U3A Intermediate Bridge



Week 5 Responding to 1suit

Getting better

If you want to practice Bridge and in particular practice Duplicate style bridge, we recommend Chicago – as presented last time.

If you want to get better at bridge you'll need to study, read and re-read the books, go through examples and play. Find 3 other folk – perhaps from this group – and meet socially for a bridge session. Play a hand and afterwards, lay all four hands out and review the bidding and play. It is surprising what can be gleaned from this.

It is our intention to present the topic of the week today, which undoubtedly will run on a bit, and then reprise it briefly next week when there will be longer for play.



U3A Intermediate Bridge



Week 5 Responding to 1suit

On the subject of studying to get better, We are hoping that you have all studied Chapter 4 of RWPB, so that what is being presented is clarification and revision rather than seeing it for the first time.

You each have a No Fear crib sheet, which is being used as a starting point. Even if you do not always play everything mentioned on the crib sheet, we assume that you are familiar with it.

No Fear presents a basic version of modern Acol. This is mentioned since RWPB introduces changes to that scheme.



U3A Intermediate Bridge



Week 5 Responding to 1suit

What changes so far?

Hand evaluation: No Fear just uses 1/3/5 distributional points. RWPB uses 1/3/5 distributional points if partner bid the suit first, and 1/2/3 if you bid the suit first (and the shortages are not in suits bid by partner).

Light openings: No Fear uses the rule of 20 to allow opening with 10..11HCP. RWPB requires L6+ in the suit.

4441 openings: No Fear mixes these in with “unbalanced”. RWPB recommends not opening (passing) on 12..13Pts.

There is also a difference on what suit to bid with 2 L4 suits. RWPB recommends ♥ if you can, otherwise a minor. If you have L4 in both minors, open the weaker.



U3A Intermediate Bridge



Week 5 Responding to 1suit

What changes so far? continued

With 12..14HCP and a 5332 hand, RWPB says to bid the L5 suit if it is a good major. No Fear (and Andrew Robson) both say bid 1NT. You need to think about this and choose which you want to do – agree it with your partner.

Today we will come across another change – the Pudding Raise.



U3A Intermediate Bridge



Week 5 Responding to 1suit

Opener bids 1suit. What does it mean?

There are several possibilities:

12..19 Pts L4+suit

10..11 Pts L5+ suit meeting Rule of 20, or L6+suit

14..19 Pts 4441 shape (*See RWPB p45*)

15..19 HCP Balanced hand

It does NOT mean any of:

0..14 HCP Balanced hand

20+ HCP Balanced hand

8+ playing tricks

0..12 Pts with poor shape

and probably doesn't mean

6..9 HCP with L7+suit



U3A Intermediate Bridge



Week 5 Responding to 1suit

**Ignoring the details of point count for the moment,
what might you respond?**

The possibilities:

- Show a very weak hand
- Support Opener's suit
- Change the suit
- Show a balanced hand
- Show a weak hand
- Show a very strong hand

Remember

The top priority in the bidding is to find any major suit fit.



U3A Intermediate Bridge



Week 5 Responding to 1suit

If you have a very weak hand

0..5 Pts

Pass

Opener has typically 12..19 Pts. The best your 5 Pts brings to the partnership will be 24 Pts. Not enough for game, so stop now.



U3A Intermediate Bridge



Week 5 Responding to 1suit

If you have support for opener's suit

No Fear: *Only deals with a major suit fit*

With L4+ in opener's major suit

6..9 Pts	2suit
10..12 Pts	3suit
13..15 Pts	4suit
16+ Pts	Investigate a slam (<i>Another week</i>)

RWPB:

With L4+ in opener's suit

6..9 Pts	2suit (<i>may bid major with L3 if no better bid</i>)
10..12 Pts	3suit
13..15 Pts	3NT (<i>a "Pudding raise", no L1-</i>) <i>4333 4432 5332 5422 6322 7222 ? Or Bal?</i>
9- HCP, 13+ Pts	4suit (<i>weak but very shapely</i>)
16+ Pts	Investigate a slam (<i>Another week</i>)



U3A Intermediate Bridge



Week 5 Responding to 1suit

If you have support for opener's suit

Note that the precursor for supporting opener's suit is **L4+**

6..9 Pts

If opener had 19 Pts then even with only 6 Pts, 25 Pts together, then game is on. Keep the bidding open and see how strong opener really is. If he is weak (12 Pts) you may only have 18 Pts together. 2suit will be far enough.

Note that occasionally you may support opener's suit with only **L3suit**. This should only be done when no better alternative exists.



U3A Intermediate Bridge



Week 5 Responding to 1suit

If you have support for opener's suit

Note that the precursor for supporting opener's suit is **L4+**

10..12 Pts

Even if partner has 19 Pts, you do not have enough for a slam. Bid 3suit to describe your hand and let opener work out if he has enough (15 Pts) for game.

13..15 Pts

A slam just may be possible. Show a strong hand or a weak but shapely hand.



U3A Intermediate Bridge



Week 5 Responding to 1suit

Pudding raise (support for partner's suit)

RWPB has added an extra bid, allowing extra information to be disclosed and splitting the previous 13..15 Pts category into 2 parts.

No Fear just had

13..15 Pts 4suit

RWPB divides that effectively into

13..15 HCP, semi-balanced 3NT

(No L0 (voids), No L1 (singletons).)

9- HCP but very shapely with 13+Pts 4suit

This latter hand is weak on points, gaining its strength from its lengths and shortages.

RWPB deems **all** of the suit supporting bids as **weak**. And shows the stronger hand with a different kind of bid.



U3A Intermediate Bridge



Week 5 Responding to 1suit

Pudding raise continued

So with **L4+ in opener's suit**

13..15 Pts

3NT (a "Pudding raise", no L1-)

4333 4432 5332 5422 6322 7222 ? Or Bal?

RWPB p31 says "No L1-" or "semi-balanced"

RWPB p33 says "Balanced"

Without guidance from the author I don't know what to suggest.

With 13..15 Pts and without the requirements for a 3NT pudding raise (some other distribution), **bid the suit**. (*This is SGB speaking, not RWPB*)



U3A Intermediate Bridge



Week 5 Responding to 1suit

If you have an alternative suit, change the suit

Opener MUST rebid

6+ Pts, L4+suit 1suit

8+ Pts, L4+suit 1suit if possible, 2suit otherwise

After an opening 1♠, must have L5+♥ to bid 2♥.

No Fear uses 9+ Pts, RWPB uses 8+ Pts.

Bid 1major rather than 2minor if both bids possible. *No Fear.*



U3A Intermediate Bridge



Week 5 Responding to 1suit

If you have a balanced hand

Show an L4major of any quality rather than bidding NT.

Any NT bid thus DENIES L4+major

but 1♠ - 2♥ would show L5♥, so 1♠ - 1NT/2NT may have L4♥.

6..9 HCP bal

1NT

Other occasions to bid 1NT exist.

10..12 HCP bal

2NT

13..15 HCP, L4+opener's_suit

3NT

Pudding raise

13..15 HCP, L3-opener's_suit

Change the suit to your long suit

16+ HCP

Investigate a slam (*Another week*)



U3A Intermediate Bridge



Week 5 Responding to 1suit

If you have a weak hand (6..9 Pts)

If you are too strong to pass (6+ Pts) but have no obvious bid then keep the bidding open with 1NT. This does not show a balanced hand, but neither is a balanced hand precluded.

With a L4 major suit, bidding 1♥ or 1♠ would be a preferable bid to 1NT.



U3A Intermediate Bridge



Week 5 Responding to 1suit

If you have a very strong hand (16+ Pts)

Use a “jump shift”. We’ll cover that in chapter 10.

Basically Responder changes the suit and jumps a level in this bid and after opener’s rebid he **then** bids the suit he wants to play in as Responder’s rebid.



U3A Intermediate Bridge



Week 5 Responding to 1suit

An example auction

This hand comes from Andrew Robson's book

“Bridge Lessons - Responder & Fourth Suit Forcing”.

It is deal #1.

What can we say about each bid?



U3A Intermediate Bridge



Week 5 Responding to 1 suit

S

W

N

E

1♠

South: ???



U3A Intermediate Bridge



Week 5 Responding to 1suit

S

W

N

E

1♠

South: 12..19 Pts, unbal, L4+♠ or
10..11 Pts, unbal, meeting rule of 20 or L6+♠ or
15..19 HCP, bal, L4+♠



U3A Intermediate Bridge



Week 5 Responding to 1suit

S	W	N	E
1♠	Pass	2♣	

South: 12..19 Pts, L4+♠

West: ???

North: ???



U3A Intermediate Bridge



Week 5 Responding to 1suit

S	W	N	E
1♠	Pass	2♣	

South: 12..19 Pts, L4+♠

West: Not enough to overcall

North: L3-♠ (else a spade fit), 8+ Pts,
L4+♣, almost certainly L5+♣. If it was only L4 a judgement
is needed if NT is a better bid



U3A Intermediate Bridge



Week 5 Responding to 1suit

S	W	N	E
1♠	Pass	2♣	Pass
2♥			

South: 12..19 Pts, unbal, L4+♠ or
 10..11 Pts, unbal, meeting rule of 20 or L6+♠ or
 15..19 HCP, bal, L4+♠
 ???

West: Not enough to overcall

North: L3-♠, 8+ Pts, L4+♣

East: ???



U3A Intermediate Bridge



Week 5 Responding to 1suit

S	W	N	E
1♠	Pass	2♣	Pass
2♥			

South: 12..19 Pts, unbal, L4+♠ or
 10..11 Pts, unbal, meeting rule of 20 or L6+♠ or
~~15..19 HCP, bal, L4+♠~~
L5+♠, L4+♥, unbal, does not deny L4♣ but unlikely
Not L5+♥, that rule is Responder over Opener with 1♠ - 2♥

West: Not enough to overcall

North: L3-♠ (else a spade fit), 8+ Pts, L4+♣

East: **Not enough to overcall**



U3A Intermediate Bridge



Week 5 Responding to 1suit

S	W	N	E
1♠	Pass	2♣	Pass
2♥	Pass	3♥	

South: 12..19 Pts, unbal, L5+♠, L4+♥, *does not deny* L4♣

West: Not enough to overcall

???

North: L3-♠ (else a spade fit), 8+ Pts, L4+♣

???

East: Not enough to overcall



U3A Intermediate Bridge



Week 5 Responding to 1suit

S	W	N	E
1♠	Pass	2♣	Pass
2♥	Pass	3♥	

3S n

West: Not enough to overcall *Nothing new.*

North: L3-♠ (else a spade fit), 8+ Pts, L4+♣
L4+♥ (fit), 10..12 Pts ➡ 22..31 together.

Maybe game, No slam

(Raising opener's suit to the 3 level shows 10..12 Pts)

East: Not enough to overcall



U3A Intermediate Bridge



Week 5 Responding to 1suit

S	W	N	E
1♠	Pass	2♣	Pass
2♥	Pass	3♥	Pass
4♥			

South: 12..19 Pts, unbal, L5+♠, L4+♥, *does not deny* L4♣
???

West: Not enough to overcall

North: L3-♠, L4+♣, L4+♥, 10..12 Pts

East: Not enough to overcall
???



U3A Intermediate Bridge



Week 5 Responding to 1suit

S	W	N	E
1♠	Pass	2♣	Pass
2♥	Pass	3♥	Pass
4♥			

South: 12..19 Pts, unbal, L5+♠, L4+♥, *does not deny L4♣*
Bids game, so 10..12 + ??..19 gives a joint 25+ Pts,
Therefore ?? Is 15. South has 15..19Pts

West: Not enough to overcall

North: L3-♠, L4+♣, L4+♥, 10..12 Pts

East: Not enough to overcall *Nothing new.*



U3A Intermediate Bridge



Week 5 Responding to 1suit

S	W	N	E
1♠	Pass	2♣	Pass
2♥	Pass	3♥	Pass
4♥	Pass	Pass	Pass

South: 15..19 Pts, unbal, L5+♠, L4+♥, *does not deny* L4♣

West: Not enough to overcall

North: L3-♠, L4+♣, L4+♥, 10..12 Pts

East: Not enough to overcall

Bidding ends.




U3A Intermediate Bridge



Week 5 Responding to 1suit

S	W	N	E
1♠	P	2♣	P
2♥	P	3♥	P
4♥			



♠ A K 7 4 3

♥ A Q J 5

♦ 8 4

♣ 6 3

14 HCP
Unbal

South: 15..19 Pts, unbal, L5+♠, L4+♥, *does not deny* L4♣




U3A Intermediate Bridge



Week 5 Responding to 1suit

♠ 10 6
 ♥ 10 9 3
 ♦ 10 9 6 5 3 2
 ♣ A Q

6 HCP
 Unbal



S	W	N	E
1♠	P	2♣	P
2♥	P	3♥	P
4♥			

West: Not enough to overcall




U3A Intermediate Bridge



Week 5 Responding to 1suit

10 HCP
Unbal

♠ J 2
♥ K 6 4 2
♦ A J
♣ J 8 7 5 2



S	W	N	E
1♠	P	2♣	P
2♥	P	3♥	P
4♥			

North: L3-♠, L4+♣, L4+♥, 10..12 Pts



U3A Intermediate Bridge



Week 5 Responding to 1suit

S	W	N	E
1♠	P	2♣	P
2♥	P	3♥	P
4♥			

N	♠ Q 9 8 5
W	♥ 8 7
E	♦ K Q 7
S	♣ K 10 9 4

10 HCP
Bal

East: Not enough to overcall. *No L5+suit.*



U3A Intermediate Bridge

Week 5 Responding to 1suit

	♠ J 2				
10 HCP Unbal	♥ K 6 4 2				
	♦ A J				
	♣ J 8 7 5 2				
			S	W	N
			1♠	P	2♣
			2♥	P	3♥
			4♥		
					E
					P
					P
♠ 10 6		♠ Q 9 8 5			
♥ 10 9 3		♥ 8 7			
♦ 10 9 6 5 3 2		♦ K Q 7			
♣ A Q		♣ K 10 9 4			
6 HCP Bal		10 HCP Bal			
	♠ A K 7 4 3				
	♥ A Q J 5				
	♦ 8 4				
	♣ 6 3				
14 HCP Bal					




U3A Intermediate Bridge



Week 5 Responding to 1suit

♠ 10 6
 ♥ 10 9 3
 ♦ 10 9 6 5 3 2
 ♣ A Q

6 HCP
 Bal



S	W	N	E
1♠	P	2♣	P
2♥	P	3♥	P
4♥			

What does West lead?




U3A Intermediate Bridge



Week 5 Responding to 1suit

♠ 10 6
 ♥ 10 9 3
 ♦ 10 9 6 5 3 2
 ♣ A Q

6 HCP
 Bal



S	W	N	E
1♠	P	2♣	P
2♥	P	3♥	P
4♥			

The unbid suit is ♦, and as he has a sequence (10 9), top of it: 10♦
(The 4th highest of longest suit is not as good here.)



U3A Intermediate Bridge



Week 5 Filling in a traveller

Last time, enough boards were played to make it worth while looking at the travellers afterwards. I'm not presenting any results, but Don and Stella appeared to do particularly well.

However many of the travellers were filled in poorly – fortunately with 4 copies per board I could work out what was written.

The purpose of a traveller is to travel with the board (with that particular deal) in order to record what was bid and achieved each time the cards are played.

Normally North completes the sole traveller and having done so shows it to his LHO (Left Hand Opponent) for confirmation that he has completed it correctly. Some clubs require LHO to initial the entry, confirming this check, and they penalise both pairs for any recording errors. As an exercise here everyone fills a traveller in.

So, how should it be filled in?



U3A Intermediate Bridge



Week 5 Filling in a traveller

The number of the board will be at the top of the sheet.

Two columns are labelled NS and EW.

Find the number of the NS pair and write in that row. Do not write in row 1 just because it is the first time the hand has been played.

Enter the number of the EW pair. There are occasions when NS pairs and EW pairs are separately analysed. In those movements the EW number may be the same as the NS number.

Board	7					Score	
NS	EW	Contract	By	Lead	Tricks	NS	EW
1							
2							
3	6	4♠+1	N	KD	11	450	
4							
5							
6	9	4♠✓	♠	3♣	10	420	
7	10	4♠-1	♠	3♣	9		50
8							
9							
10							
11							
12							
13							
14							
15							
16							



U3A Intermediate Bridge



Week 5 Filling in a traveller

In the “By” column, record who was declarer. This is the person who played the contract. Not the person who bid last.

Lead can be ignored. It only matters if you have a record of the deals and want to do post-event analysis.

In “Tricks” record the actual number of tricks made by declarer. If they made a 4♥ bid, record 10. If they made a grand slam record 13. Do NOT record the level of the bid (eg 4 or 7). Do not make it negative if EW played it.

Board	7		Contract	By	Lead	Tricks	Score	
	NS	EW					NS	EW
1								
2								
3		6	4♠+1	N	KD	11	450	
4								
5								
6		9	4♠✓	♠	3C	10	420	
7		10	4♠-1	♠	3C	9	50	
8								
9								
10								
11								
12								
13								
14								
15								
16								



U3A Intermediate Bridge



Week 5 Filling in a traveller

Oh yes.

Get the bonuses right. A game bonus only applies if game was bid. So 1NT+2 (9 tricks) made game **but it was not bid**, so only a partial score bonus applies.

For games and slams get the vulnerability of the declaring pair right.

Ask for help with doubles and redoubles.

DO NOT WRITE in the “Match Points” columns, *not shown here*.

6	9	4S ✓	S	30	10	420	
---	---	------	---	----	----	-----	--



U3A Intermediate Bridge



Week 5 Play

Play

Divide yourselves into pairs and then into tables.

This week I do not plan to ask you to move, in future weeks we may.

NS have the pair number of their table.

EW have the pair number of their table plus 6.

When you have played a hand, pass it to the next numbered table in sequence. The highest numbered table passes to table 1.

And one last thing – as part of the learning process – I would like the partner of whoever has just bid to take whatever action is standardly required (announcing 1NT to be 12-14 points, ALERTing a conventional bid, ...) – AND ALSO to give a brief description to the other three players on what the bid means.

Any questions?

Optional coffee... 20p


PLAY



U3A Intermediate Bridge



Week 5 Responding to 1suit



The end

(Set hands follow.)

U3A Intermediate Bridge

Week 5 Set Hands

Set hands

#	Dir	Vul	Source	Dir = Dealer, Vul = Vulnerability.
1	N	None	Made up hand, see next slides	
2	E	N/S	Really Easy practice 2 Set 2 Hand 2	
3	S	E/W	Andrew Robson Rules and Ditties #R1	
4	W	All	Made up hand, see next slides	
5	N	N/S	Made up hand, see next slides	
6	E	E/W	Made up hand, see next slides	

U3A Intermediate Bridge

Week 5 Set Hands

Set hand 1

Board 1

Dealer: N

Vulnerability: None

	(6)	
	♠T95	
	♥2	
	♦965	
	♣AQ6543	
(15)		(14)
♠AK3		♠Q8
♥J965		♥AKQ874
♦QJ		♦K72
♣KJ97		♣T8
	(5)	
	♠J7642	
	♥T3	
	♦AT843	
	♣2	

U3A Intermediate Bridge

Week 5 Set Hands

Set hand 4

Board 4

Dealer: W

Vulnerability: Both

	(8)	
	♠K964	
	♥3	
	♦JT5	
	♣A8762	
(15)		(9)
♠JT73	W	♠
♥AK984	N	♥JT65
♦A8	E	♦KQ962
♣K5	S	♣QJ94
	(8)	
	♠AQ852	
	♥Q72	
	♦743	
	♣T3	

U3A Intermediate Bridge

Week 5 Set Hands

Set hand 5

Board 5

Dealer: N

Vulnerability: N/S

(7)

♠J875

♥A8632

♦842

♣Q

(17)

♠AQ

♥QJ9

♦KT73

♣AJ74



(9)

♠KT932

♥T

♦QJ6

♣K986

(7)

♠64

♥K754

♦A95

♣T532

U3A Intermediate Bridge

Week 5 Set Hands

Set hand 6

Board 6

Dealer: E

Vulnerability: E/W

(8)

♠Q753

♥KQJ52

♦T

♣542

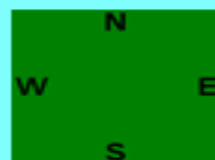
(11)

♠A8

♥AT4

♦Q832

♣J986



(7)

♠J642

♥63

♦KJ94

♣QT7

(14)

♠KT9

♥987

♦A765

♣AK3