


U3A Intermediate Bridge

Week 2 Evaluating your hand

Week 2 Opening the bidding



Please note that there have been a couple of changes to this document between presentation to the group and uploading to the web.

U3A Intermediate Bridge

Week 2 Evaluating your hand

Week 2 Opening the bidding

One problem with learning and playing bridge is that there are many variations in the 'rules'.

In these sessions, the presentations are based primarily on “The Right Way to Play Bridge” (RWPB) by Paul Mendelson.

I seriously recommend that you read it and reread it often.

Reading each chapter a dozen times is not too many.

The “No Fear Crib Sheet”, books by Andrew Robson, publications by Mr Bridge and by the EBU (English Bridge Union) are used.

These all have subtly different takes on matters even though all are ACOL. U3A Beginners' Bridge, taught by Reg Wholey, also has subtle differences.

I cannot say what is “the right thing” – you will have to choose that yourself and **most importantly agree with your partner** what you do.

U3A Intermediate Bridge

Week 2 Evaluating your hand Week 2 Opening the bidding

A simple example of this variation – that we will discuss fully later – is what suit to bid with a 4441 shaped hand.

L1 is my shorthand (Length 1) for singleton.


L1	RWPB	NoFear	Robson	EBU	Wilkinson
♠	♥	♦	♥	♦	♥
♥	♣/♦	♦	♣	♦	♦
♦	♥	♣	♣	♣	♣
♣	♥	♥	♥	♥	♥

A M Wilkinson wrote “Bridge Step by Step”, which was the coursebook at U3A for 15 or so years, however it is “old fashioned” bridge.

RWPB ‘s ♣/♦ means bid the **weaker** of those two suits!

U3A Intermediate Bridge

Week 2 Evaluating your hand



U3A Intermediate Bridge

Week 2 Evaluating your hand

Most bridge 'rules' are based around points.

Points come in two forms:

HCP (High Card Points)

'Points' (Pts) which are HCP plus extra for shape.

HCP:

Ace	4
King	3
Queen	2
Jack	1

There are 10 HCP per suit and 40 in a pack.

An average deal will give you 10 HCP.

Points include adding (and occasionally removing) value depending upon the shape of the cards in your hand. The value often changes as the bidding progresses.

The EBU system files avoid 'points'.

U3A Intermediate Bridge

Week 2 Evaluating your hand

Shape is very important. There are far fewer shapes of hands than you might think and most of those are rare. The entire list is:

R=13	R000							
W=12	W100							
E=11	E200	E110						
T=10	T300	T210	T111					
	9400	9310	9220	9211				
	8500	8410	8320	8311	8221			
	7600	7510	7420	7411	7330	7321	7222	
	6610	6520	6511	6430	6421	6331	6322	
	5530	5521	5440	5431	5422	5332		
	4441	4432	4333					

The blue shapes are balanced.

The red is the awkward 4441.

Black is unbalanced.

U3A Intermediate Bridge

Week 2 Evaluating your hand

On seeing your hand, evaluate it. There are several ways to do this and you don't need to do all of them every time. However if another player is taking their time, you could determine additional evaluations:

HCP

Pts *(Points)*

Quick tricks

Playing tricks

SQOT *(Suit Quality Overcall Test) – an Andrew Robson tool*

Losing trick count

...

HCP you already do – *make sure you don't have a card hidden behind another.*

Initially for Points, add 1 for every card in suits of L5+ over L4.

U3A Intermediate Bridge

Week 2 Evaluating your hand

Initially for Pts, add 1 for every card in suits of L5+ over L4.

5521 gets to add 2 Pts for the extra card in each of the L5 suits.

5431 adds 1 Pt for the 5 card suit.

6322 adds 2 Pts for cards 5 & 6 in the 6 card suit.

I have not found an explicit statement, but it appears that the experts use Pts for unbalanced hands and HCP for balanced hands. The only practical effect of this is to NOT add the extra 1 point for 5332 hands.

Bernhard McGee from Mr Bridge recommends subtracting 1 Pt for the flatest hand of all, the balanced 4333.

U3A Intermediate Bridge

Week 2 Evaluating your hand

The basic requirement to open the bidding is **12HCP**.

You can open with fewer HCP only with suitable shape.

Highly pre-emptive openings will be discussed later.

Light openings (1long_suit) can be based on

RWPB: 12+ Pts (10..11 HCP) and L6+ suit

Others: Rule of 20

Often these two methods are equivalent.

Despite RWPB being the course book, I recommend the "Rule of 20".

U3A Intermediate Bridge

Week 2 Evaluating your hand

Rule of 20:

A light opening (1long_suit) is appropriate if:
HCP (of 10..11) + Length of 2 longest suits is at least 20.

- EG 11 HCP, 5422 can open "1" ($11 + 5 + 4 = 20$)
 10 HCP, 5422 cannot open "1" ($10 + 5 + 4 = 19$)
 10 HCP, 5521 can open "1" ($10 + 5 + 5 = 20$)
 10 HCP, 6421 can open "1" ($10 + 6 + 4 = 20$)

0..9 HCP cannot open a "light" opening.

U3A Intermediate Bridge

Week 2 Evaluating your hand

As the auction develops, your 'points' may change.

Once you have an **8+ card fit** with a suit your partner started, you (as supporter) can add shortage points to the length points you have already added:

L2	Doubleton	add 1 Pt
L1	Singleton	add 3 Pts
L0	Void	add 5 Pts.

Say partner opens 1♥, you know he has at least 4 of them.

If you have 5431 shape with L4♥, you know you have a fit, so you can add 3Pts for the L1 suit.

EG ♠ K ♥ Q754 ♦ AK984 ♣ KT9

15 HCP

16 Pts initially

19 Pts after the ♥ fit.

U3A Intermediate Bridge

Week 2 Evaluating your hand

Note that we added shortage points for an 8+ card fit. The fit made the pair of hands better.

If your partner bids a suit in which you do not have a fit because you have a shortage, **your combined hands are worse**.

Only add shortage points when a fit has been established.

Shortages are valuable because they provide room to trump when the suit is lead.

U3A Intermediate Bridge

Week 2 Evaluating your hand

Equally, once an 8+ card fit has been established, the original bidder of the suit can add shortage Pts to his hand – **provided that these shortages are not in suits bid by partner.**

L2	Doubleton	add 1 Pt
L1	Singleton	add 2 Pts
L0	Void	add 3 Pts.

It is worth fewer points because extra tricks hopefully come from trumping with the cards in the responding hand – worth a lot (1/3/5).

It is assumed that the trumps in the original bidder's hand are already valuable, so the extra ability to trump with that hand has less worth (1/2/3).

If you **do not have a fit** (have a misfit), consider bidding 1 level lower than the chart on the next slide recommends.

U3A Intermediate Bridge

Week 2 Evaluating your hand

Partnership targets (RWPB page 6)

These are more accurate in NT contracts than in suited ones, where shape makes a big difference.

Pts (not HCP)	Tricks	Target bid
20..22	7	1
23..24	8	2
25..26	9	3 (3NT)
26..28	10	4 (4 major)
29..32	11	5 (5 minor)
33..35	12	6
36+	13	7
21..24	Part score	
25..32	Game	
33..35	Small slam	
36+	Grand slam	

U3A Intermediate Bridge

Week 2 Evaluating your hand

Quick Tricks

I have removed details originally presented here as being too confusing for the moment.

U3A Intermediate Bridge

Week 2 Evaluating your hand

Playing Tricks (RWPB page 82)

Assume the other cards in a suit are equally distributed between the other 3 players (unless bidding says otherwise...), giving any extras to the opponents. Given the number of cards your opponents are assumed to hold, estimate what that many of your top cards will achieve and then add one trick for every card beyond.

Some of these 'playing tricks' need establishing, but losing some earlier trick.

This evaluation does not appear to be completely analytical.

U3A Intermediate Bridge

Week 2 Evaluating your hand

Playing Tricks (RWPB page 82)

EG	AKQJ	4	
	AKQJxx	6	<i>AKQJ exhausts rest of suit</i>
	AKxxxxx	5	<i>AK make, xx exhaust, xxx make</i>
	AQ	1.5	<i>Finesse</i>
	AQJ	2.5	<i>1.5 for AQ + 1 each for sequence</i>
	Kx	0.5	
	KQJxxx	4.5 .. 5	<i>Hard to assess</i>
	AJxxxx	3.5 .. 4	<i>Also hard to assess</i>

See also www.pattayabridge.com/conventions/PlayingTricks_main.htm

U3A Intermediate Bridge

Week 2 Evaluating your hand

SQOT (Suit Quality Overcall Test)

There are the “rules” for what you need to hold to bid an overcall. These tend to say “*and a good L5+ suit*”. **But what is “good”?**

SQOT provides a measure of goodness – it is in **addition** to all the other requirements for an overcall, not instead of them.

SQOT = Length of suit being overcalled
+ Number of honours in that suit (AKQJT) (*includes the 10*)

Contemplate overcalling the number of tricks of the SQOT.


SQOT = 6 *Don't overcall*

SQOT = 7 *Could overcall at the 1 level*

SQOT = 8 *Could overcall at the 2 level – overcall at the 1 level if that is available.*

U3A Intermediate Bridge

Week 2 Opening the bidding



U3A Intermediate Bridge

Week 2 Opening the bidding

Remember -

There is only ONE opening bid.

Once the opening bid has been made, the opener is defined, his partner is the responder and the other pair are the overcallers.

Once the opening bid has been made, the meaning of each bid changes.

U3A Intermediate Bridge

Week 2 Opening the bidding

Balanced hands **4333, 4432, 5332**

See RWPB balanced hand table, p14.

0..11 HCP Pass

Robson / No Fear

12..14 HCP 1NT *(I recommend this simpler scheme)*

RWPB:

12..14 HCP with rebiddable L5 card major 1major

12..14 HCP with no L5 card major or poor L5 card major 1NT

15..19 HCP 1long_suit

*With 2 L4 suits, open 1H if possible,
else open 1minor, weaker suit if both L4.
Other authors have different suit advice.*

20..22 HCP 2NT

23+ HCP 2C *Conventional – Partners ALERTS.*

U3A Intermediate Bridge

Week 2 Opening the bidding

Planned rebid for balanced hands 4333, 4432, 5332

After opening 1NT, you do not plan a rebid. You have stated your hand position quite tightly (a “limit” bid) and only if partner asks you, do you bid again, and then in answer to his question.

After opening 1 suit, you have a planned rebid to show your balanced point range. Differing authors recommend differing ranges.

RWPB:

15..16 HCP	Lowest NT bid available
17..18 HCP	Jump NT bid <i>(needs STOP card)</i>
19 HCP	3NT <i>(needs STOP card)</i>

Sometimes 17..18 HCP and 19 HCP are indistinguishable.

We will review the planned rebids for 2NT and 2C openings another week.

U3A Intermediate Bridge

Week 2 Opening the bidding

Unbalanced hands (not 4441) Longest 2 suits have over 8 cards

0..5 Pts Pass

6..9 Pts, L7+ suit with 3 of AKQJT, 3- outside Pts 3long_suit (p65)

6..9 Pts otherwise Pass

10..11 Pts, L6+ / Rule20 1long_suit *bid higher of equal, but if ♣♠, bid ♣*

10..11 Pts, other shape Pass

12..19 Pts 1long_suit

8..9.5 playing tricks 2long_suit (p76)

This replaces the "20..22 Pts" you learnt previously

10+ playing tricks 2C Conventional – Partners ALERTS.

This replaces the "23+ Pts" you learnt previously

With 2 L5 or 2 L6 suits, bid higher of equal except ♣♠, bid ♣.

U3A Intermediate Bridge

Week 2 Opening the bidding

Planned rebids for unbalanced hands (not 4441)

These rebids will change if, for example, you find a fit in another suit with partner. However this discusses your **plan**.

With an L6+ suit, rebid the long suit or show a second L4+ suit.
Generally bid the cheaper suit when you have a choice.

With an L5 suit, rebid the L4 suit (*or the other L5 suit*)
This is where RWPB becomes a little awkward with 5332 hands bidding 1 major – RWPB says the L5 suit must be good enough to rebid. (p10 para (b))

We will review the planned rebids for 2suit and 2C openings another week.

U3A Intermediate Bridge

Week 2 Opening the bidding

4441 hands

See RWPB p45.

0..13 Pts	Pass	<i>Yes, pass with 12 or 13 Pts.</i>
14..19 Pts	1♥	if L4♥, else L4weaker_minor
8..9.5 playing tricks	1♥	if L4♥, else L4weaker_minor
10+ playing tricks	2C	<i>Conventional – Partners ALERTS.</i>

4441 hand planned rebids

If partner replies with your L1 suit, rebid NT as if a balanced hand.

If partner responds with one of the L4 suits, you have a fit. Bid on as appropriate.

U3A Intermediate Bridge

Week 2 Opening the bidding

Game objectives

See RWPB p9.

1: 8 card major fit

2: NT contract

Use Stayman after a 1NT opening to find a major fit

3: minor contract

Ignore a minor suit fit in favour of planned NT rebid

U3A Intermediate Bridge

Week 2 Evaluating your hand Week 2 Opening the bidding

Now we come to your chance to contribute...

Evaluate some hands. For each hand there are several questions:

- 1) What is the Shape? *Balanced or Unbalanced or 4441?*
 HCP?
 Pts?
 Playing tricks?
 SQOT?
- 2) What would you bid as opener with the hand?
- 3) What is your planned rebid?
- 4) If a previous player had bid, would you overcall?
 What would you overcall?

Evaluate – Open – Rebid – Overcall ?

U3A Intermediate Bridge

Week 2 Evaluating your hand

Week 2 Opening the bidding

♠ Q J

♥ 10 7 6 4

♦ Q 5 4

♣ A Q 4 3

Evaluate – Open – Rebid – Overcall ?

Shape

HCP

Pts

Playing tricks

SQOT

Open

Rebid

Overcall

U3A Intermediate Bridge

Week 2 Evaluating your hand Week 2 Opening the bidding

♠ Q J
♥ 10 7 6 ④
♦ Q 5 4
♣ ①A ②Q 4 ③

Evaluate – Open – Rebid – Overcall ?

Shape	4432, balanced
HCP	11
Pts	11
Playing tricks	2.5
SQOT	-
Open	Pass
Rebid	-
Overcall	-

U3A Intermediate Bridge

Week 2 Evaluating your hand
Week 2 Opening the bidding

♠ A 9 7 4
♥ A K 8 5
♦ Q 6 2
♣ J 7

Evaluate – Open – Rebid – Overcall ?

Shape

HCP

Pts

Playing tricks

SQOT

Open

Rebid

Overcall

U3A Intermediate Bridge

Week 2 Evaluating your hand Week 2 Opening the bidding

♠ A 9 7 4
♥ A K 8 5
♦ Q 6 2
♣ J 7

Evaluate – Open – Rebid – Overcall ?

Shape	4432, balanced
HCP	14
Pts	14
Playing tricks	4
SQOT	-
Open	1NT
Rebid	None
Overcall	-

U3A Intermediate Bridge

Week 2 Evaluating your hand
Week 2 Opening the bidding

♠ K Q J 9 8 7

♥ 8

♦ A J 6 2

♣ 4 2

Evaluate – Open – Rebid – Overcall ?

Shape

HCP

Pts

Playing tricks

SQOT

Open

Rebid

Overcall

U3A Intermediate Bridge

Week 2 Evaluating your hand Week 2 Opening the bidding

♠ K Q J 9 8 7

♥ 8

♦ A J 6 2

♣ 4 2

Evaluate – Open – Rebid – Overcall ?

Shape	6421, unbalanced
HCP	11
Pts	13
Playing tricks	6
SQOT	9
Open	1♠
Rebid	Cheaper of 2♦ or 2♠
Overcall	Cheaper of 1♠ or 2♠

U3A Intermediate Bridge

Week 2 Evaluating your hand

Week 2 Opening the bidding

Further hands were not presented to allow more playing time...

U3A Intermediate Bridge

Week 2 Play

Play

Divide yourselves into pairs and then into tables.

This week I do not plan to ask you to move, in future weeks we may.

NS have the pair number of their table.

EW have the pair number of their table plus 6.

When you have played a hand, pass it to the next numbered table in sequence. The highest numbered table passes to table 1.

And one last thing – as part of the learning process – I would like the partner of whoever has just bid to take whatever action is standardly required (announcing 1NT to be 12-14 points, ALERTing a conventional bid, ...) – AND ALSO to give a brief description to the other three players on what the bid means, just like our bidding analysis earlier.


Any questions?

Optional coffee...

PLAY

U3A Intermediate Bridge

Week 2



The end

(Set hand references follow.)

U3A Intermediate Bridge

Week 2 Set Hands

Set hands

#	Dir	Vul	Source	Dir = Dealer, Vul = Vulnerability.
1	N	None	Andrew Robson - Stayman and transfers #2	
2	E	N/S	Andrew Robson - Bidding as opener #7	
3	S	E/W	Andrew Robson - Bidding as opener #6	
4	W	All	Andrew Robson - Bidding as opener #4	
5	N	N/S	Andrew Robson - Bidding as opener #1	
6	E	E/W	Andrew Robson - Bidding as opener #3	
7	S	All	Andrew Robson - Bidding as opener #9	
8	W	None	Andrew Robson - Bidding as opener #2	
9	N	E/W	Andrew Robson - Bidding as opener #5	