


# U3A Intermediate Bridge

## Week 1 Introduction



Steve Bailey

Pauline Bailey

# U3A Intermediate Bridge

## Week 1 Introduction

### **Today:**

Bridge in brief;



Analyse a hand;

Introduction;

Literature;


What we'll cover this year;

Scoring and Duplicate in brief;

Play.

# U3A Intermediate Bridge

## Week 1 Introduction




4 suits, in ascending bidding rank: ♣♦♥♠

Each suit has 13 cards, in ascending playing rank:  
2 ..10, Jack, Queen, King & Ace.

# U3A Intermediate Bridge

## Week 1 Introduction




The terminology is a little mixed up, but let's say that a bridge tournament comprises many deals or boards or games.

At each deal the cards are shuffled. The dealer deals 13 cards to each player – conventionally called North, South, East and West – one card at a time in a clockwise fashion starting from the player to the dealer's left.

*Deal concealing the cards – too many people manage to deal exposing cards to one or more of the other players as they deal.*

# U3A Intermediate Bridge

## Week 1 Introduction




Players then **count their unseen cards** to confirm they have 13.

Then they view and sort them. *Learn how to sort your cards swiftly.*

*Hold your cards so other players cannot see them and you can see all 13 of them at once.*

# U3A Intermediate Bridge

## Week 1 Introduction



The auction commences, with the dealer bidding first, to determine the contract.


Bids are for tricks above halfway (6 tricks) in a suit or in No Trumps. There are also Passes, Doubles and Redoubles.

Then the contract is played and the score recorded.

In a duplicate event, the players and boards then move to other tables.

# U3A Intermediate Bridge

## Week 1 Introduction




Bridge is a game played by **pairs** of players between **two pairs** of players.

You must work well with your partner,  
*and be forgiving when they mess up*  
*– as you surely will too.*

# U3A Intermediate Bridge

## Week 1 Introduction



Bridge has the actual game rules and many other “*Rules*” to help & advise you.


The “*Rules*” are really guidelines.

There are exceptions to almost every “*Rule*”.



# U3A Intermediate Bridge

## Week 1 Introduction



Sometimes the “*Rules*” conflict or your cards do not quite match them.


You may have to mislead your partner.

Your partner may have to mislead you.

“Lying” in the bidding is allowed, as long as your partner is as lied to as your opponents. “Secret conventions” are not allowed.

# U3A Intermediate Bridge

## Week 1 Introduction



There are many systems of bridge. In the UK, the most common is ACOL.

There are also many different variations of Acol. Agree what variations and conventions you will use with your partner **before** the start of play.

Your partnership have to inform your opponents what your bids mean. This is always done by the bidder's partner, **not by the bidder**.

# U3A Intermediate Bridge

## Week 1 Introduction

### Today:

Bridge in brief;



Analyse a hand;



Introduction;

Literature;

What we'll cover this year;

Scoring and Duplicate in brief;

Play.

# U3A Intermediate Bridge

## Week 1 Introduction

S

W

N

E

Pass

What can we say about each bid? Starting with West...

# U3A Intermediate Bridge

## Week 1 Introduction

**S**

**W**

**N**

**E**

Pass

**S**     ?

**W**     Not an opening hand.

**N**     ?

**E**     ?

# U3A Intermediate Bridge

## Week 1 Introduction

**S**

**W**

**N**

**E**

Pass

**S**

?

**W**

“Less than 12 points”.

**N**

?

**E**

?

# U3A Intermediate Bridge

## Week 1 Introduction

S

W

N

E

Pass

S ?

W Not 12+ HCP.  
Not 10..11 HCP with shape for the *Rule of 20*.  
Not pre-emptive (6..9 HCP with L7+ card suit)  
*Not 12..13 HCP with 4-4-4-1 shape ?*  
*Not 12 HCP with 4-3-3-3 shape ?*

N ?

E ?

*Approximately.*

# U3A Intermediate Bridge

## Week 1 Introduction

<b>S</b>	<b>W</b>	<b>N</b>	<b>E</b>
	<b>P</b>	<b>1♣</b>	

<b>S</b>	?
<b>W</b>	“Less than 12 points”.
<b>N</b>	?
<b>E</b>	?



# U3A Intermediate Bridge

## Week 1 Introduction

<b>S</b>		<b>W</b>		<b>N</b>		<b>E</b>
		P		1♣		

**S** ?

**W** “Less than 12 points”.

**N** 12..19 points with L4+ ♣. 12..19 HCP or 10..11 HCP plus  
*Rule of twenty shape.*  
Not **necessarily** any honours in ♣.  
No shape information yet.

**E** ?

# U3A Intermediate Bridge

## Week 1 Introduction

<b>S</b>	<b>W</b>	<b>N</b>	<b>E</b>
	P	1♣	Pass

<b>S</b>	?
<b>W</b>	“Less than 12 points”.
<b>N</b>	12..19 points with L4+ ♣.
<b>E</b>	?

# U3A Intermediate Bridge

## Week 1 Introduction

<b>S</b>	<b>W</b>	<b>N</b>	<b>E</b>
	P	1♣	Pass

**S** ?

**W** “Less than 12 points”.

**N** 12..19 points with L4+ ♣.

**E** Not good enough for an overcall.  
0..7 points.  
Or not a L5+ card suit with 2 honours.  $SQOT < 7$ .  
Or L5+ card suit is ♣.

*Approximately.*

# U3A Intermediate Bridge

## Week 1 Introduction

<b>S</b>	<b>W</b>	<b>N</b>	<b>E</b>
	P	1♣	P
1♥			

<b>S</b>	?
<b>W</b>	“Less than 12 points”.
<b>N</b>	12..19 points with L4+ ♣.
<b>E</b>	0..7 points or too flat or long suit is ♣.

# U3A Intermediate Bridge

## Week 1 Introduction

<b>S</b>	<b>W</b>	<b>N</b>	<b>E</b>
	P	1♣	P
1♥			

**S** Doesn't have an immediate ♣ fit – or seeking a major fit first.  
L4+ ♥, 6+ HCP. *Forces a bid by N.*

**W** “Less than 12 points”.

**N** 12..19 points with L4+ ♣.

**E** 0..7 points, or too flat or long suit is ♣.

# U3A Intermediate Bridge

## Week 1 Introduction

<b>S</b>	<b>W</b>	<b>N</b>	<b>E</b>
	P	1♣	P
1♥	Pass		

**S** Doesn't have an immediate ♣ fit – or seeking a major fit first.  
L4+ ♥, 6+ HCP. *Forces a bid by N.*

**W** “Less than 12 points”.

**N** 12..19 points with L4+ ♣.

**E** 0..7 points, or too flat or long suit is ♣.

# U3A Intermediate Bridge

## Week 1 Introduction

<b>S</b>	<b>W</b>	<b>N</b>	<b>E</b>
	P	1♣	P
1♥	Pass		

**S** Doesn't have an immediate ♣ fit – or seeking a major fit first.  
L4+ ♥, 6+ HCP. *Forces a bid by N.*

**W** “Less than 12 points”.  
*Also not good enough for an overcall. So 0..7 points. Or not a L5+ card suit with 2 honours. Or L5 card suit is ♣ or ♥. Approx.*

**N** 12..19 points with L4+ ♣.

**E** 0..7 points, or too flat or long suit is ♣.

# U3A Intermediate Bridge

## Week 1 Introduction

<b>S</b>	<b>W</b>	<b>N</b>	<b>E</b>
	P	1♣	P
1♥	Pass		

**S** Doesn't have an immediate ♣ fit – or seeking a major fit first.  
L4+ ♥, 6+ HCP. *Forces a bid by N.*

**W** 0..7 points, or too flat or long suit is ♣ or ♥.

**N** 12..19 points with L4+ ♣.

**E** 0..7 points, or too flat or long suit is ♣.



# U3A Intermediate Bridge

## Week 1 Introduction

<b>S</b>	<b>W</b>	<b>N</b>	<b>E</b>
	P	1♣	P
1♥	P	1♠	

**S** Doesn't have an immediate ♣ fit – or seeking a major fit first.  
L4+ ♥, 6+ HCP. *Forces a bid by N.*

**W** 0..7 points, or too flat or long suit is ♣ or ♥.

**N** 12..19 points with L4+ ♣.

**E** 0..7 points, or too flat or long suit is ♣.

# U3A Intermediate Bridge

## Week 1 Introduction

<b>S</b>	<b>W</b>	<b>N</b>	<b>E</b>
	P	1♣	P
1♥	P	1♠	

**S** Doesn't have an immediate ♣ fit – or seeking a major fit first.  
L4+ ♥, 6+ HCP.

**W** 0..7 points, or too flat or long suit is ♣ or ♥.

**N** 12..19 points with L5+ ♣ and L4+ ♠.  
That leaves L4- cards in the red suits.  
L3- ♥ since there would be a major suit fit with L4+.

**E** 0..7 points, or too flat or long suit is ♣.

# U3A Intermediate Bridge

## Week 1 Introduction

<b>S</b>	<b>W</b>	<b>N</b>	<b>E</b>
	P	1♣	P
1♥	P	1♠	Pass

**S** Doesn't have an immediate club fit – or seeking a major fit first.  
L4+ ♥, 6+ HCP.

**W** 0..7 points, or too flat or long suit is ♣ or ♥.

**N** 12..19 points with L5+ ♣ and L4+ ♠. L3- ♥.

**E** 0..7 points, or too flat or long suit is ♣.

# U3A Intermediate Bridge

## Week 1 Introduction

S	W	N	E
	P	1♣	P
1♥	P	1♠	P

(stop) 2NT

**S** Doesn't have an immediate club fit – or seeking a major fit first.  
L4+ ♥, 6+ HCP.  
*This is a jump bid.*

**W** 0..7 points, or too flat or long suit is ♣ or ♥.

**N** 12..19 points with L5+ ♣ and L4+ ♠. L3- ♥.

**E** 0..7 points, or too flat or long suit is ♣.

# U3A Intermediate Bridge

## Week 1 Introduction

S	W	N	E
	P	1♣	P
1♥	P	1♠	P
2NT			

- S** Doesn't have an immediate club fit – or seeking a major fit first. L4+ ♥, 6+ HCP. L3- ♠ else a major fit. Perhaps L2- ♣. So no fits (unless in the unmentioned ♦). 10..12 HCP. Balanced. *Unlikely to have two doubletons in a balanced hand, so L3 ♠, L4..5 ♥, L3..4 ♦. N/S have 22..31 points. Game is possible.*
- W** 0..7 points, or too flat or long suit is ♣ or ♥. L6? ♠ for E/W.
- N** 12..19 points with L5+ ♣ and L4+ ♠. L3- ♥.
- E** 0..7 points, or too flat or long suit is ♣. L6? ♠ for E/W.

# U3A Intermediate Bridge

## Week 1 Introduction

S	W	N	E
	P	1♣	P
1♥	P	1♠	P
2NT	Pass	3NT	

**S** L4..5 ♥, L3..4 ♦, L3 ♠, L2 ♣, balanced. 10..12 HCP.  
*N/S have 22..31 points.*

**W** 0..7 points, or too flat or long suit is ♣ or ♥. L6? ♠ for E/W.

**N** 12..19 points with L5+ ♣ and L4+ ♠. L3- ♥.

**E** 0..7 points, or too flat or long suit is ♣. L6? ♠ for E/W.

# U3A Intermediate Bridge

## Week 1 Introduction

S	W	N	E
	P	1♣	P
1♥	P	1♠	P
2NT	P	3NT	

**S** L4..5 ♥, L3..4 ♦, L3 ♠, L2 ♣, balanced. 10..12 HCP.  
*NS have 22..31 HCP.*

**W** 0..7 points, or too flat or long suit is ♣ or ♥. L6 ♠ for E/W.

**N** 12..19 points with L5 ♣ and L4 ♠.  
14+ points. *NS have 24..31 points and have bid game.*  
L2 ♥, L2 ♦. Or L1 ♥, L3 ♦.

**E** 0..7 points, or too flat or long suit is ♣. L6 ♠ for E/W.

# U3A Intermediate Bridge

## Week 1 Introduction

S	W	N	E
	P	1♣	P
1♥	P	1♠	P
2NT	P	3NT	Pass
Pass	Pass		

**S** L4..5 ♥, L3..4 ♦, L3 ♠, L2 ♣, balanced. 10..12 HCP.

**W** 0..7 points, or too flat or long suit is ♣ or ♥. L6 ♠ for E/W.

**N** 14..19 points with L5 ♣, L4 ♠ and L2 ♥, L2 ♦ or L1 ♥, L3 ♦.

**E** 0..7 points, or too flat or long suit is ♣. L6 ♠ for E/W.

Next we look at what to lead (and how accurate our analysis was).




# U3A Intermediate Bridge

## Week 1 Introduction

♠ 8 6  
 ♥ 10 7 6 4  
 ♦ Q 5 4  
 ♣ A Q 4 3

8 HCP  
 Bal




S	W	N	E
	P	1♣	P
1♥	P	1♠	P
2NT	P	3NT	End

**W** 0..7 points, or **too flat** or long suit is ♣ or ♥. L6 ♠ for E/W.

# U3A Intermediate Bridge

## Week 1 Introduction

♠ 8 6  
♥ 10 7 6 4  
♦ Q 5 4  
♣ A Q 4 ③



S	W	N	E
	P	1♣	P
1♥	P	1♠	P
2NT	P	3NT	End


Lead fourth highest of your longest (and strongest) suit –  
**unless there is something better.**

Don't underlead a lone ace.

# U3A Intermediate Bridge

## Week 1 Introduction

♠ 8 6  
♥ 10 7 6 4  
♦ Q 5 4  
♣ A Q 4 3




S	W	N	E
	P	1♣	P
1♥	P	1♠	P
2NT	P	3NT	End

Diamonds is a poor 3 cards, so probably not ♦.

# U3A Intermediate Bridge

## Week 1 Introduction

♠ 8 6  
♥ 10 7 6 4  
♦ Q 5 4  
♣ A Q 4 3




S	W	N	E
	P	1♣	P
1♥	P	1♠	P
2NT	P	3NT	End

Hearts has its strength in the RHO, South. Not ♥ then.  
(Lead through strength to weakness.)

# U3A Intermediate Bridge

## Week 1 Introduction

♠ 8 6  
♥ 10 7 6 4  
♦ Q 5 4  
♣ A Q 4 3



S	W	N	E
	P	1♣	P
1♥	P	1♠	P
2NT	P	3NT	End

Which leaves spades (bid by dummy as second suit). Note W has L2, so E has L4, enhancing spades as a suit to lead.

Lead high from a doubleton.

# U3A Intermediate Bridge

## Week 1 Introduction

14 HCP Unbal	♠ A Q 10 3 ♥ K ♦ A 6 3 ♣ J 10 7 6 2	<b>S</b>	<b>W</b>	<b>N</b>	<b>E</b>
			P	1♣	P
		1♥	P	1♠	P
		2NT	P	3NT	End

♠ 8 6 ♥ 10 7 6 4 ♦ Q 5 4 ♣ A Q 4 3	N W                  E S
---	--------------------------------

**W** leads the ♠8 (high from a doubleton) **face down** initially.

**N** 14..19 points with L5 ♣, L4 ♠ and L2 ♥, L2 ♦ or L1 ♥, L3 ♦.


# U3A Intermediate Bridge

## Week 1 Introduction

14 HCP  
Unbal

♠ A Q 10 3  
♥ K  
♦ A 6 3  
♣ J 10 7 6 2

♠ 8  
♥  
♦  
♣



♠ 9 5 2  
♥ A Q J 9 5  
♦ K J 7  
♣ 9 8

11 HCP  
Bal

S	W	N	E
	P	1♣	P
1♥	P	1♠	P
2NT	P	3NT	End

S L4..5 ♥, L3..4 ♦, L3 ♠, L2 ♣,  
balanced. 10..12 HCP.

# U3A Intermediate Bridge

## Week 1 Introduction

14 HCP Unbal	♠ A Q 10 3	<b>S</b>	<b>W</b>	<b>N</b>	<b>E</b>
	♥ K		P	1♣	P
	♦ A 6 3				
	♣ J 10 7 6 2	1♥	P	1♠	P
		2NT	P	3NT	End

♠ 8	N W                  E S
♥	
♦	
♣	

♠ 9 5 2	11 HCP Bal
♥ A Q J 9 5	
♦ K J 7	
♣ 9 8	

There are 8 easy and obvious tricks.




# U3A Intermediate Bridge

## Week 1 Introduction

14 HCP  
Unbal

♠ A Q 10 3  
♥ K  
♦ A 6 3  
♣ J 10 7 6 2

♠ 8  
♥  
♦  
♣



♠ 9 5 2  
♥ A Q J 9 5  
♦ K J 7  
♣ 9 8

11 HCP  
Bal

S	W	N	E
	P	1♣	P
1♥	P	1♠	P
2NT	P	3NT	End

There are 8 easy and obvious tricks.

# U3A Intermediate Bridge

## Week 1 Introduction

	14 HCP Unbal	♠ A Q 10 <span style="border: 1px solid blue; border-radius: 50%; padding: 2px;">3</span> ♥ K ♦ A 6 3 ♣ J 10 7 6 2	7 HCP Bal					
				S	W	N	E	
					P	1♣	P	
				1♥	P	1♠	P	
				2NT	P	3NT	End	

♠ <span style="border: 1px solid magenta; border-radius: 50%; padding: 2px;">8</span>		N		♠ K J 7 4				
♥	W	<div style="display: flex; flex-direction: column; justify-content: space-around; width: 50%; text-align: center;"> <span>N</span> <span>E</span> </div> <div style="display: flex; flex-direction: column; justify-content: space-around; width: 50%; text-align: center;"> <span>W</span> <span>S</span> </div>	E	♥ 8 3 2				
♦				♦ 10 9 8 2				
♣				♣ K 5				

	♠			E				
	♥			<b>0..7 points, or too flat or long suit is ♣.</b>				
	♦							
	♣							

# U3A Intermediate Bridge

## Week 1 Introduction

### Today:

Bridge in brief;



Analyse a hand;



Introduction;



Literature;


What we'll cover this year;

Scoring and Duplicate in brief;

Play.

# U3A Intermediate Bridge

## Week 1 Introduction




Steve Bailey

Pauline Bailey

# U3A Intermediate Bridge

## Week 1 Introduction



### **Steve Bailey and Pauline Bailey**

**Administration:** Please sign the register each week.

If you can, please put £1 in the pot for the initial printouts and bidding stationery through 2012. I'll ask for another £1 in January.

This presentation and other information will be available shortly after the session on <http://www.stocton.org/bridge.htm> (No K in stocton).

Optional tea break after the presentation, before play starts. Please just make a cup and bring it to the tables to minimise lost time.

**Wash up afterwards.**

**Dance class means finish by 15:50 (15:55 absolute latest).**

# U3A Intermediate Bridge

## Week 1 Introduction

### Today:

Bridge in brief; ✓

Analyse a hand; ✓

Introduction; ✓

Literature; ←

What we'll cover this year; ←

Scoring and Duplicate in brief;

Play.

# U3A Intermediate Bridge

## Week 1 Introduction

Summary:

**No Fear Bridge Crib Sheet**

[http://nofearbridge.co.uk/crib\\_sheet\\_new.pdf](http://nofearbridge.co.uk/crib_sheet_new.pdf)

Course book:

**The Right Way To Play Bridge** by Paul Mendelson (£5.99)

Recommended reading:

**Bridge For Complete Beginners** by Paul Mendelson (£5.99)

**Winning Ways To Play Your Cards** by Paul Mendelson (£5.99)

**121 Tips For Better Bridge** by Paul Mendelson (£5.99)

All 15 books in the Andrew Robson **Bridge Lessons** series (@ £5)

**Better Hand Evaluation** by Bernard Magee (£12.99)

Also:

The quarterly free magazine from **Mr Bridge**

The EBU **ACOL system files**

<http://www.ebu.co.uk/publications/ConventionCards-SystemsInformation/StandardEnglishSystemFiles.pdf>

*Read / Practice / Repeat.*

# U3A Intermediate Bridge

## Week 1 Introduction

**The Right Way To Play Bridge** – Roughly a chapter per session, however many chapters really need more than one session. We'll see how it goes.

- 1 Introduction. Scoring & Duplicate.
  - 2 Ch1 Evaluating your hand & Ch2 Opening the bidding
  - 3 Ch3 Responding to 1NT
  - 4 Ch4 Responding to a suit opening
  - 5 Ch5 Opener's rebid
  - 6 Ch6 Responder's second bid
  - 7 Ch7 Pre-emptive bidding
  - 8 Ch8 Strong opening bids and responses
  - 9 Ch9 Competitive bidding
  - 10 Ch10 Slam bidding
  - 11 Ch11 Conventions
  - 12 Ch12 Balancing
  - 13 Ch13 Card play
  - 14 More card play
  - 15 Losing trick count
  - 16 Transfers
  - 17 Question and answer session.
- + Play with set hands mostly (not all) related to session topic.



# U3A Intermediate Bridge

## Week 1 Introduction

### Today:

Bridge in brief; ✓

Analyse a hand; ✓

Introduction; ✓

Literature; ✓

What we'll cover this year; ✓

Scoring and Duplicate in brief; ←

Play.

# U3A Intermediate Bridge

## Week 1 Introduction

There are various types and venues for playing bridge.

The most obvious venue is in the home with friends. Such a social meet will usually either be non-competitive, Rubber or Chicago. These sessions will not cover Rubber bridge at all.

The largest amount of bridge is played in clubs, of which there are thousands around the country and dozens locally. They play Duplicate bridge.


Why “Duplicate”?

Because everyone plays the same hands.

This is achieved using “boards” or “wallets”.

# U3A Intermediate Bridge

## Week 1 Introduction



On the left is one type of board, there are other types too. On the right is a wallet – during play called a board.

Both have storage for the four hands which are labelled North, East, South and West. One of the positions is marked as the “Dealer” (North on the left and South on the right). The Dealer does not actually deal, he just bids first. Also marked are the board number (1 on the left and 7 on the right), and the vulnerability - usually green for non-vulnerable, underlined red for vulnerable.

# U3A Intermediate Bridge

## Week 1 Introduction

We will be using boards (actually wallets) so that prepared hands illustrating the theme of the session can be played.

The player sitting in the North seat – in this room North is deemed to be the seat nearest the main entrance – is ‘coordinator’ for the table. It is his responsibility to remove previous boards and place the next board on the table the right way round. He also does the official scoring and has the movement chart – more about which later.

The board goes into the middle of the table. Each player takes their cards and counts them face down to confirm 13. A player NEVER touches any of the other 39 cards, before bidding, during play or after the hand is finished.

Once 13 cards have been confirmed, look at them and sort them.

# U3A Intermediate Bridge


## Week 1 Introduction

In a duplicate club, typically seven minutes is allowed for a board. We will take longer here, but the process of removing the old board, placing the new board, counting and sorting the cards needs to be done in under a minute in a club. So practice sorting your cards at home. :-)

It is best to sort your cards alternating red/black suits.

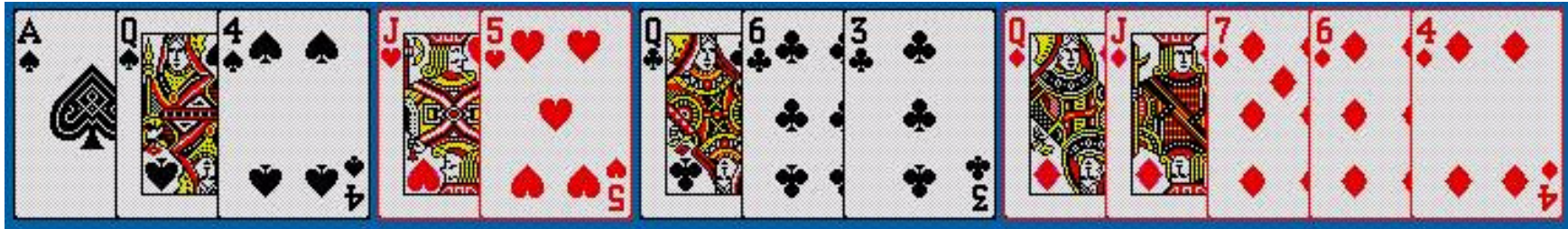
When sorted, fan your cards, recount to check you have 13 visible – some folk often manage to hide one from themselves, and evaluate your hand.

Typically including shape, HCP, points, SQOT & Losing Trick Count.



# U3A Intermediate Bridge

## Week 1 Introduction



This hand is balanced with a 5 card suit. There are occasions when I will refer to this 5332 shape as semi balanced – more later.

HCP: A Q J Q Q J = 12.

Points: +1 for the fifth diamond = 13.

SQOT for diamonds = L5 + QJ = 5 + 2 = 7 – more later.

*LTC: This happens to be  $1 + 2 + 2.5 + 2 = 7.5$  – more in several weeks time.*

# U3A Intermediate Bridge

## Week 1 Introduction



Then bidding commences.

Like duplicate clubs, we will use bidding boxes.

Each player has a box in their right hand corner. Most are right handed, although left handed ones exist.

The box has cards in two or three sections – the front with multiple PASS, Double (X) and Redouble (XX) cards – the main bids **1♣** through to **7NT** and Stop and Alert cards.



# U3A Intermediate Bridge

## Week 1 Introduction

Properly used, a player will sit and ponder their bid and only touch the bidding box when they have decided – fiddling with it is frowned on.

Then for Pass, Double (X) or Redouble (XX) pick the relevant card up and place it in front of you so that it is the right way up for your partner.

If you are making a “real” bid, pick up **all** the cards from the lowest one not yet used to the bid you plan to make and place the pile down in front of you – partner’s way up again.

Thus if your first bid is **1NT**, pick up 1♣, 1♦, 1♥, 1♠ and 1NT.

Place subsequent bids so that the previous bids can be seen.

Should a bid be a jump, place the Stop card on the table, make your bid, wait 10 seconds then place the Stop card back into the bidding box.





# U3A Intermediate Bridge

## Week 1 Introduction

Bidding ends with **THREE** passes. The last player to make an active bid **should not try to pass as well**.

It is bad form to assume that just because someone has bid game, say 4♠, that the bidding has ended. Doubles (and redoubles) and slam tries may yet follow. Wait for the three passes.

Play then commences.

The empty board stays in the middle of the table as a barrier to help prevent players touching each others cards. North (the coordinator) should slide the board a little to provide more room for dummy to place his hand on the table.

# U3A Intermediate Bridge

## Week 1 Introduction

Then the player on lead decides what to play – often the most crucial card in the entire game – more later. And holds it **face down** on the table in front of him. He asks “any questions”.

The **main purpose** of this is to confirm that the **right person** is about to **lead** the first card.

However sometimes players ask their opponents for details of their bids at this stage – for example if North bid 2♠, West might ask South if it was weak or strong.

If the wrong player is trying to lead, say so.

Once happy, the card is turned face up in front of the player on lead.

Dummy then places his cards down in front of him, with the trump suit (if any) on his right and with cards in order, highest nearest him.

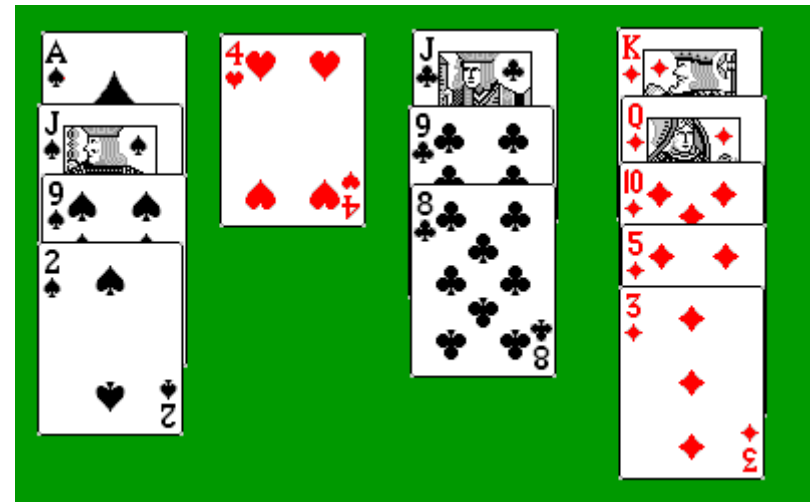
Then, and only then, should the bidding cards be put back in the box.

# U3A Intermediate Bridge

## Week 1 Introduction

In this example of dummy, we have either spades as trumps or a no trump contract. All the cards are in order.

Declarer should study the 27 cards he can see and make his plans for the entire board. Then he asks dummy to play the relevant card.



EG: “Low club please”, or “Ten of diamonds please”. Dummy then plays this card between the dummy hand and the table edge.

The remaining two players then play, placing their card on the table just in front of them.

# U3A Intermediate Bridge

## Week 1 Introduction

Once it has been determined whose trick it is each player places their played card along the table edge, face down, with the long direction pointing between the players who won the trick.

In this example, after 8 tricks, this player's pair have won 5 and lost 3.

Officially you are allowed to ask to see all four cards of a trick until such time as all four are face down on the table edge. After that you must work from memory.



After all 13 tricks are played, determine and agree the result before moving your 13 cards. EG “2♥ plus 1” or “3NT doubled down 1” or “6♣ made”.

Only then pick your hand up, **shuffle them** and replace in the board.



# U3A Intermediate Bridge

## Week 1 Introduction

Scoring is detailed on the **No Fear** crib sheet.

<b>Tricks bid and made</b>	<b>UnDbld</b>	<b>Dbld</b>	<b>ReDbld</b>
♣♦ - Each trick	20	40	80
♥♠ - Each trick	30	60	120
No trumps - First trick	40	80	160
- Each subsequent trick	30	60	120
<b>Undertricks</b>			
Not vulnerable - First trick	50	100	200
- Second and third trick	50	200	400
- Each subsequent trick	50	300	600
Vulnerable – First	100	200	400
- Second & subsequent trick	100	300	600

# U3A Intermediate Bridge

## Week 1 Introduction

### **Bonuses**

Part-score contract bid and made	50
Game bid and made - not vulnerable	300
- vulnerable	500
Small slam bid & made - not vulnerable	500*
- vulnerable	750*
Grand slam bid & made - not vulnerable	1000*
- vulnerable	1500*
For making - doubled contract	50
- redoubled contract	100

\* Slam bonuses are in addition to game bonuses.

### **Overtricks**

Undoubled - Trick value

Doubled - 100 each if not vulnerable, 200 each if vulnerable

Redoubled - 200 each if not vulnerable, 400 each if vulnerable





# U3A Intermediate Bridge

## Week 1 Introduction

### Today:

- Bridge in brief; ✓
- Analyse a hand; ✓
- Introduction; ✓
- Literature; ✓
- What we'll cover this year; ✓
- Scoring and Duplicate in brief; ✓
- Play. ←

# U3A Intermediate Bridge

## Week 1 Introduction

### **Play**

Divide yourselves into pairs and then into tables.

This week I do not plan to ask you to move, in future weeks we shall.

NS have the pair number of their table.

EW have the pair number of their table plus 6.

When you have played a hand, pass it to the next numbered table in sequence. The highest numbered table passes to table 1.

And one last thing – as part of the learning process – I would like the partner of whoever has just bid to take whatever action is standardly required (announcing 1NT to be 12-14 points, ALERTing a conventional bid, ...) – AND ALSO to give a brief description to the other three players on what the bid means, just like our bidding analysis earlier.


**Any questions?**

**Optional coffee...**

**PLAY**

# U3A Intermediate Bridge

## Week 1 Introduction



The end

(Set hand references follow.)

# U3A Intermediate Bridge

## Week 1 Set Hands

### Set hands

#	Dir	Vul	Source	Dir = Dealer, Vul = Vulnerability.
1	N	None	Andrew Robson - Bidding as opener #1	
2	E	N/S	<a href="http://www.stocton.org/eb120625.htm">www.stocton.org/eb120625.htm</a> #10	
3	S	E/W	Andrew Robson - Bidding as opener #2	
4	W	All	Andrew Robson - Finesse #1	
5	N	N/S	Andrew Robson - Opening lead #16	
6	E	E/W	Andrew Robson - Double #1	
7	S	All	Andrew Robson - Stayman and transfers #1	
8	W	None	Andrew Robson - Slam #2	
9	N	E/W	Andrew Robson - Overcalls #1	